



EX718-EX777 co-cc

Washer extractor
Laveuse essoreuse

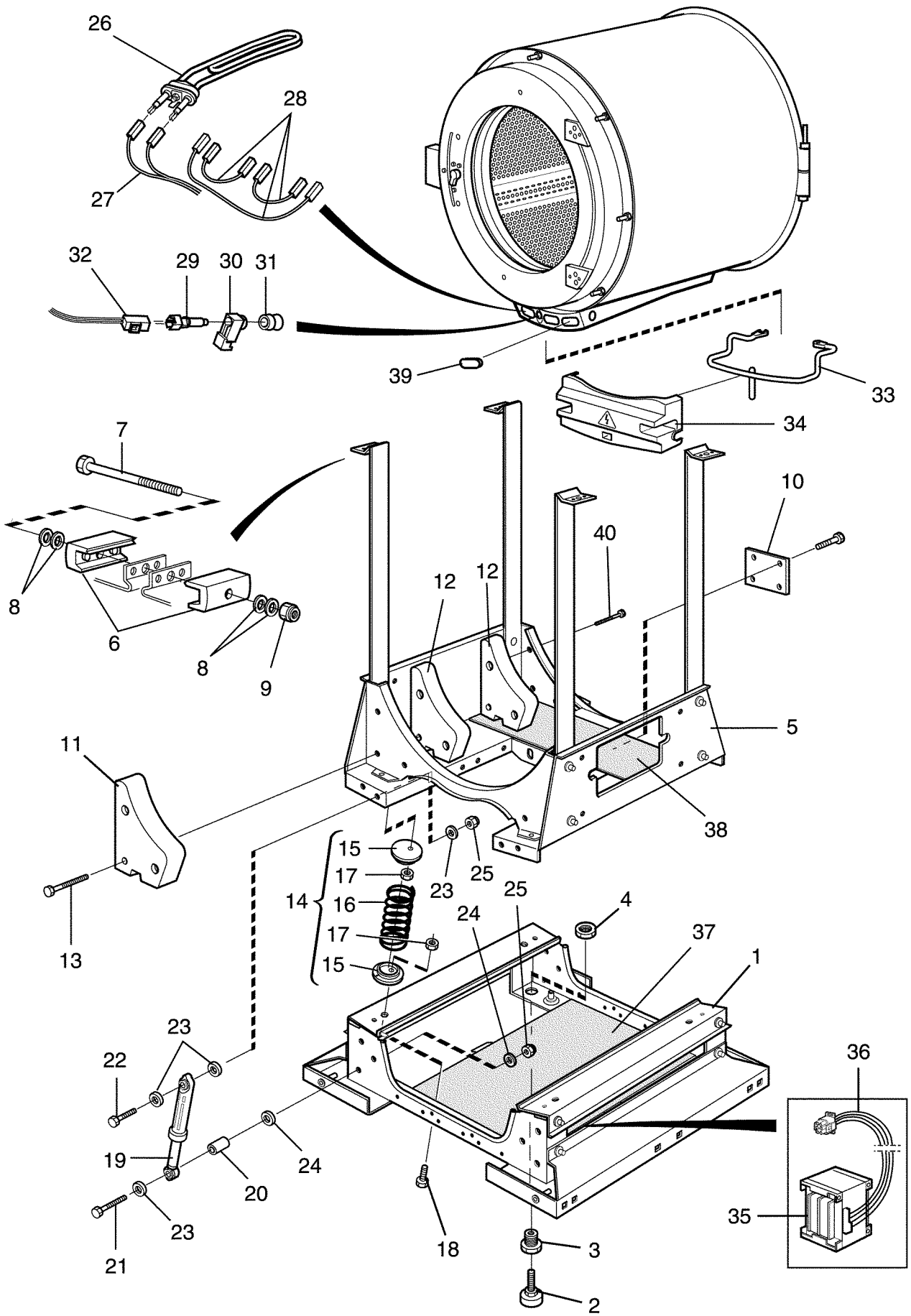
List of issues

EX718 Compass,EX725 Compass,EX730 Compass,EX745 Compass,EX760 Compass,EX777 Compass

Illustration	Page	Table of contents
500199	101	Electronic coin meter
500201	103	Coin meter
500231	55	CPU
500280	25	Lining and top panel
500281	35	Drum, rear gable
500282	39	Door and hinged joint
500284	45	Motor
500285	47	Motor control unit
500286	61	Electric components connection
500287	65	Drain valve and hoses
500288	67	Water connections
500289	69	Inlet valves and cable set
500290	71	Inlet valves and cable set
500291	73	Inlet valves and cable set
500292	75	Inlet valves and cable set
500293	81	Drain valve
500294	83	Drain valve, electrical
500295	85	Drain pump
500296	87	Steam components
500297	89	Detergent container
500298	7	Base and outer drum
500299	9	Base and outer drum
500300	11	Base and outer drum
500301	29	Lining and top panel
500302	77	Inlet valves and cable set
500303	79	Inlet valves and cable set
500304	91	Out of balance switch
500305	15	Base and outer drum
500306	19	Base and outer drum
500307	23	Base and outer drum
500315	93	Emergency stop
500316	95	Key switch
500323	57	Program selector
500361	49	Power balance unit
500371	51	Control panel
500372	53	Control panel
500446	105	Coin meter (for coinbox height 90mm)
500452	97	Coinbox housing (for coinbox height 70mm)
500453	99	Coinbox housing (for coinbox height 90mm)
500470	109	Liquid detergent USA
500489	41	Door lock
500544	107	Electronic coin meter (for coinbox height 90mm)

EX718 Compass,EX725 Compass,EX730 Compass,EX745 Compass,EX760 Compass,EX777 Compass

Table of contents	Table des matières	Page/Page
Base and outer drum	Base et tambour externe	7
Base and outer drum	Base et tambour externe	9
Base and outer drum	Base et tambour externe	11
Base and outer drum	Base et tambour externe	15
Base and outer drum	Base et tambour externe	19
Base and outer drum	Base et tambour externe	23
Lining and top panel	Panneau frontal avec pupitre de commande	25
Lining and top panel	Panneau frontal avec pupitre de commande	29
Drum, rear gable	Tambour, palier arrière	35
Door and hinged joint	Assemblage articulé et plaque	39
Door lock	Serrure de porte	41
Motor	Moteur	45
Motor control unit	Variateur de vitesse	47
Power balance unit	Power balance unit	49
Control panel	Pupitre de commande	51
Control panel	Pupitre de commande	53
CPU	CPU	55
Program selector	Commutateur rotatif	57
Electric components connection	Composants électriques raccordement électrique	61
Drain valve and hoses	Purgeur et flexible	65
Water connections	Raccords eau	67
Inlet valves and cable set	Inlet valves and cable set	69
Inlet valves and cable set	Inlet valves and cable set	71
Inlet valves and cable set	Inlet valves and cable set	73
Inlet valves and cable set	Inlet valves and cable set	75
Inlet valves and cable set	Inlet valves and cable set	77
Inlet valves and cable set	Inlet valves and cable set	79
Drain valve	Vanne de vidange	81
Drain valve, electrical	Drain valve, electrical	83
*Drain pump	Pompe de vidange	85
Steam components	Composants	87
Detergent container	Bac à lessive	89
Out of balance switch	Commutateur asymétrique	91
Emergency stop	Arrêt d'urgence	93
Key switch	Commutateur à touche	95
Coinbox housing (for coinbox height 70mm)	Coinbox housing (for coinbox height 70mm)	97
Coinbox housing (for coinbox height 90mm)	Coinbox housing (for coinbox height 90mm)	99
Electronic coin meter	Monnayeur électronique	101
Coin meter	Monnayeur	103
Coin meter (for coinbox height 90mm)	Coin meter (for coinbox height 90mm)	105
Electronic coin meter (for coinbox height 90mm)	Electronic coin meter (for coinbox height 90mm)	107
Liquid detergent USA	Produit de lavage liquide USA	109



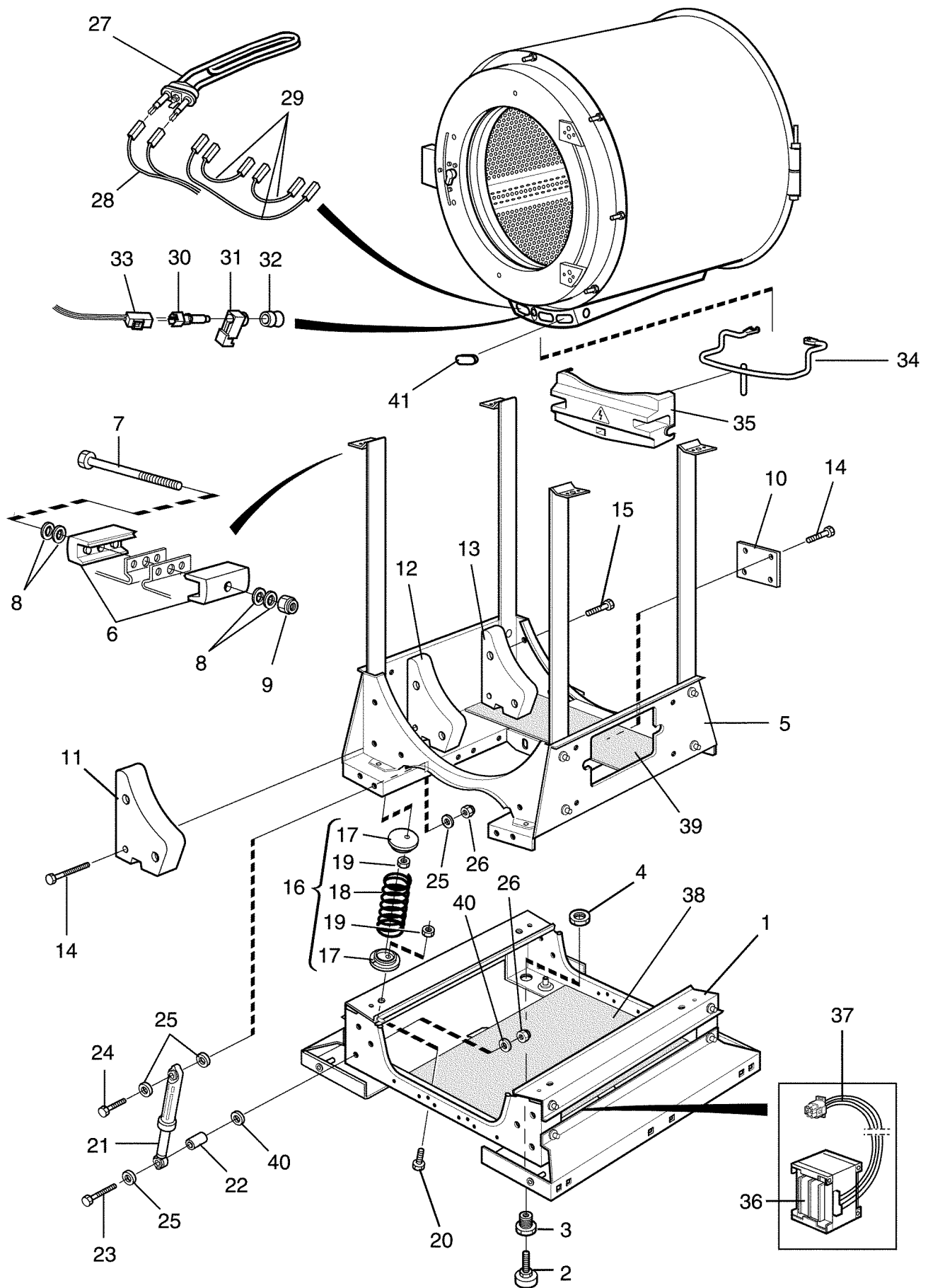
EX718 Compass

Base and outer drum

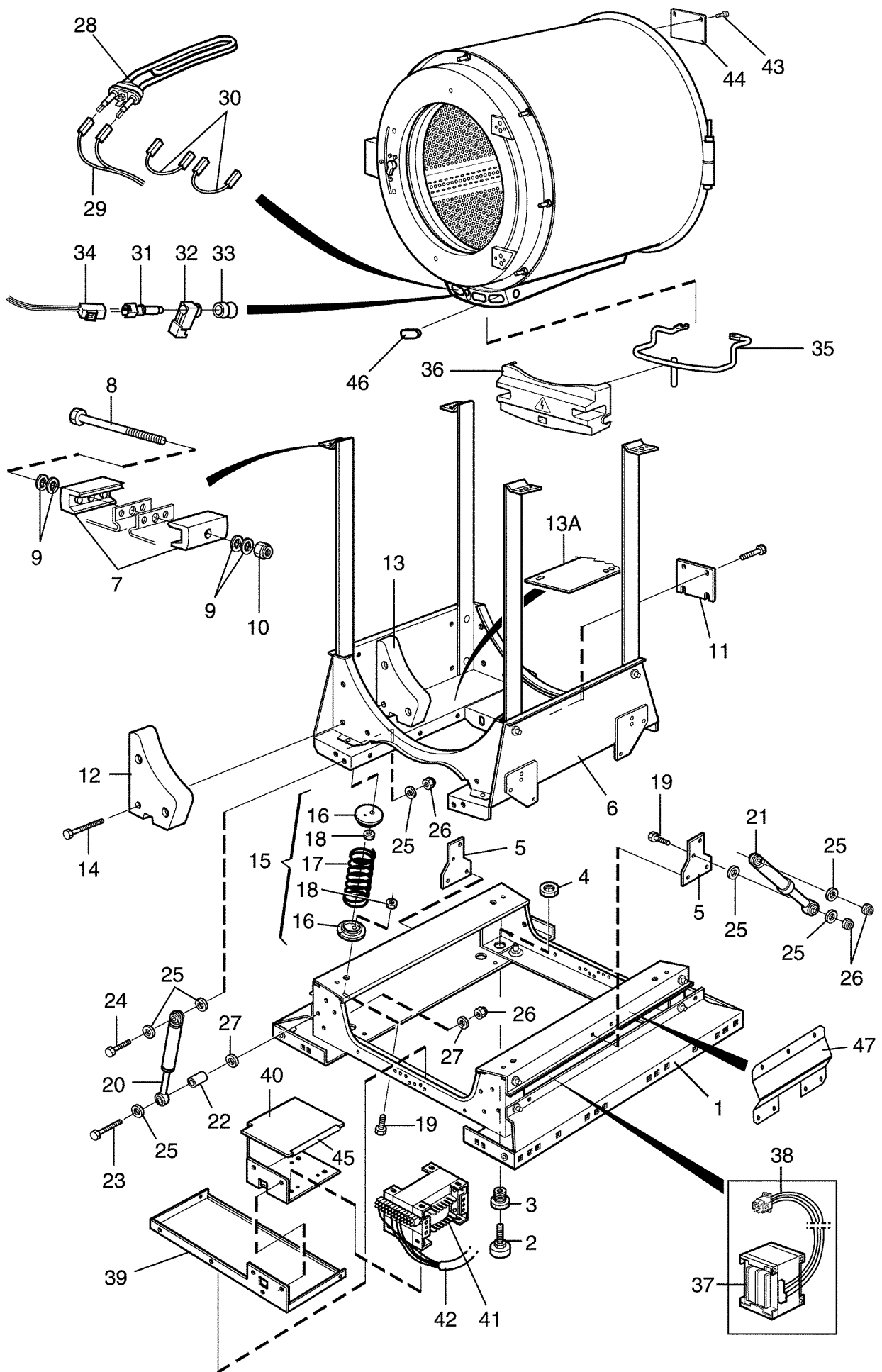
Base et tambour externe

Illustration Issue Month Year
Schéma Issue Month Year
500298 1 4 2013

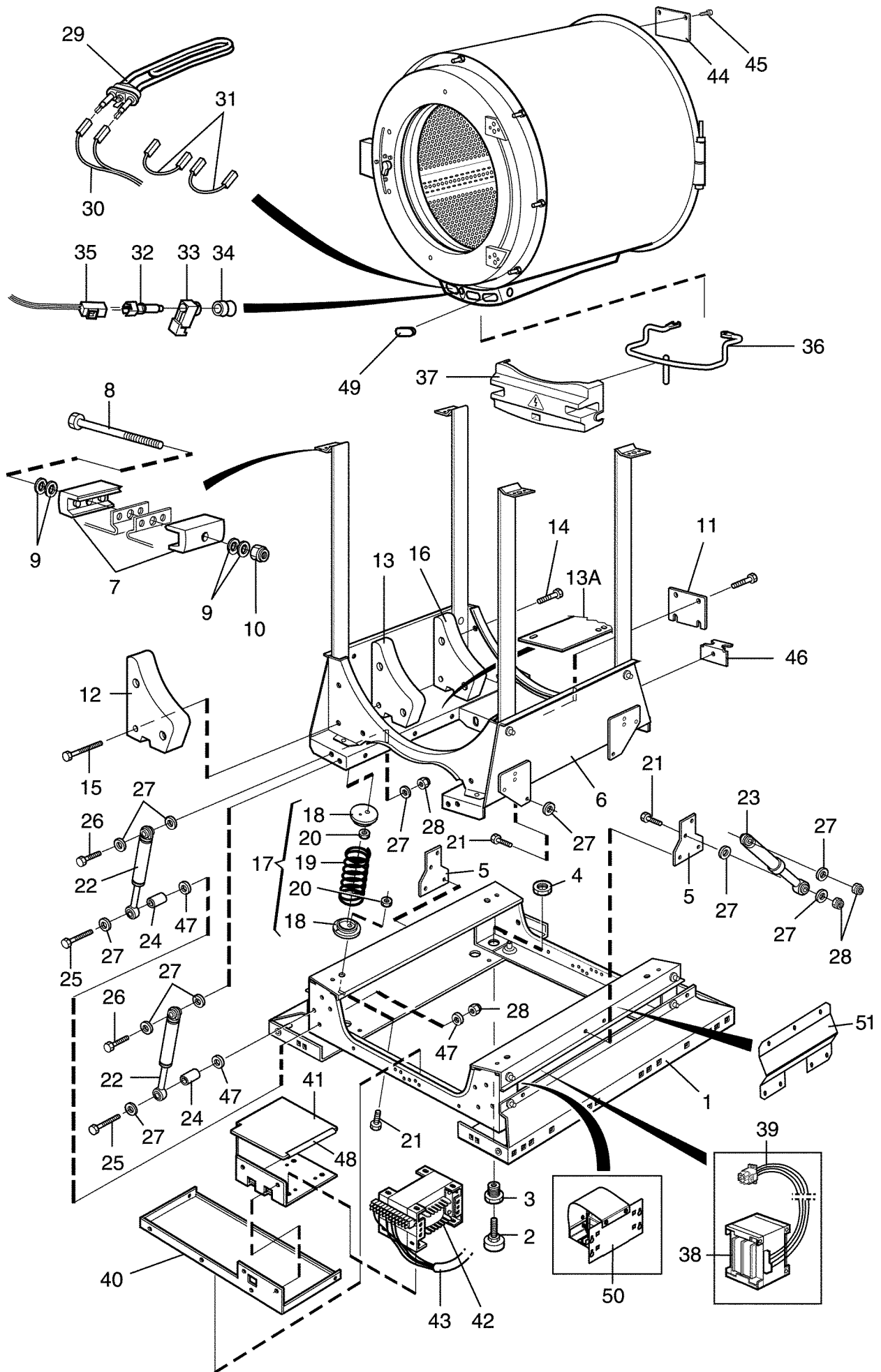
Item Article	Qua. Qua.	Art.No Réf. article	Description	Description	Info Info	Notes Remarques
1	1	432 1211-02	Frame	Base		Lower
2	4	438 8160-01	•Foot	•Pied		
3	4	432 1458-01	•Bushing	•Douille		M10
4	4	471 8413-01	•Nut	•Écrou		M20
5	1	432 1212-03	Frame	Base		Upper
6	4	432 1453-01	•Tensioner	•Crochet		
7	2	725 2465-71	•Screw	•Vis		M8X70
8	8	471 7807-02	•Tension plate	•Tôle de serrage		18x8,4x2
9	2	732 2118-01	•Locking nut	•Contre-écrou		M8
10	1	432 1459-02	•Bracket	•Support		
11	2	432 1206-01	•Counterweight	•Contrepoids		
12	Rq	432 1257-01	•Counterweight	•Contrepoids		
13	6	471 8328-07	•Screw	•Vis		M8X65
14	1	472 9913-03	Suspension	Ressorts de suspension		Kit compl.
15	8		•Spring retainer	•Montage suspension		
16	4		•Spring	•Ressort		
17	8		•Nut	•Écrou		
18	8	471 8328-06	Screw	Vis		
19	1	472 9913-08	Shock absorber	Frotteurs		Complete kit, 4 pcs
20	4	471 8555-03	Bushing	Douille		
21	4	725 2464-51	Screw	Vis		M8X65
22	4	725 2461-51	Screw	Vis		M8X50
23	12	471 8502-34	Washer	Rondelle		8,4x24x2
24	12	471 8502-34	Washer	Rondelle		8,4x24x2
25	8	732 2118-01	Locking nut	Contre-écrou		M8
26	3	471 9837-01	Heating element	Élément de chauffage		2,5kW 240V
	3	471 9837-04	Heating element	Élément de chauffage		1kW 240V
	3	471 9837-05	Heating element	Élément de chauffage		1,8kW 240V
	3	471 9837-06	Heating element	Élément de chauffage		0,665kW 240V
	3	471 9837-07	Heating element	Élément de chauffage		2,5kW 254V
	3	471 9837-08	Heating element	Élément de chauffage		2,5kW 277V
	3	471 9839-01	Heating element	Élément de chauffage		2,5kW 240V Mop
27	1	432 2950-02	Cable set	Jeu de câbles		
28	1	432 2953-10	Cable set	Jeu de câbles		Kit
29	1	472 9904-98	Sensor	Capteur		Complete
30	1		•Discharge	•Collier de serrage		
31	1		•Bushing	•Douille		
32	1	413 3272-06	Cable set	Jeu de câbles		
33	1	432 1653-01	Clamp	Bride de fixation		
34	1	432 1654-01	Cover	Protection		
35	1	438 9569-01	Transformer	Transformateur		200V
	1	438 9565-01	Transformer	Transformateur		100-120V
	1	438 9566-01	Transformer	Transformateur		400-480V
36	1	432 2985-01	Cable set	Jeu de câbles		200V
	1	432 2998-01	Cable set	Jeu de câbles		100-120V, 400-480V
37	1	438 7509-01	Insulation	Isolation		
38	Rq					Not used
39	Rq	471 9821-99	Plug	Fiche		
40	6	471 8328-05	Screw	Vis		M8X20



EX725 Compass				Illustration	Issue	Month	Year
Base and outer drum				Schéma	Issue	Month	Year
Base et tambour externe				500299	1	4	2013
Item Article	Qua. Qua.	Art.No Réf. article	Description	Description	Info Info	Notes Remarques	
1	1	432 1261-01	Frame	Base		Lower	
2	4	438 8160-01	•Foot	•Pied			
3	4	432 1458-01	•Bushing	•Douille		M10	
4	4	471 8413-01	•Nut	•Écrou		M20	
5	1	432 1262-02	Frame	Base		Upper	
6	4	432 1453-01	•Tensioner	•Crochet			
7	2	725 2465-71	•Screw	•Vis		M8X70	
8	8	471 7807-02	•Tension plate	•Tôle de serrage		18x8,4x2	
9	2	732 2118-01	•Locking nut	•Contre-écrou		M8	
10	1	432 1459-01	•Bracket	•Support			
11	2	432 1256-01	•Counterweight	•Contrepoids			
12	2	432 1264-01	•Counterweight	•Contrepoids			
13	2	432 1265-01	•Counterweight	•Contrepoids			
14	6	471 8328-07	•Screw	•Vis		M8X65	
15	10	471 8328-05	•Screw	•Vis		M8X20	
16	1	472 9913-04	Suspension	Ressorts de suspension		Kit compl.	
17	8		•Spring retainer	•Montage suspension			
18	4		•Spring	•Ressort			
19	8		•Nut	•Écrou			
20	8	471 8328-06	Screw	Vis			
21	1	472 9913-08	Shock absorber	Frotteurs		Complete kit, 4 pcs	
22	4	471 8555-03	Bushing	Douille			
23	4	725 2464-51	Screw	Vis		M8X65	
24	4	725 2461-51	Screw	Vis		M8X50	
25	12	471 8502-34	Washer	Rondelle		8,4x24x2	
26	8	732 2118-01	Locking nut	Contre-écrou		M8	
27	3	471 9837-11	Heating element	Élément de chauffage		3,33kW 240V	
	3	471 9837-12	Heating element	Élément de chauffage		2,5kW 240V	
	3	471 9837-13	Heating element	Élément de chauffage		3,33kW 254V	
	3	471 9837-15	Heating element	Élément de chauffage		3.3kW 277V	
	3	471 9837-14	Heating element	Élément de chauffage		1kW 240V	
	3	471 9839-11	Heating element	Élément de chauffage		3.33kW 240V Mop	
28	1	432 2950-02	Cable set	Jeu de câbles			
29	1	432 2953-10	Cable set	Jeu de câbles		Kit	
30	1	472 9904-98	Sensor	Capteur		Complete	
31	1		•Discharge	•Collier de serrage			
32	1		•Bushing	•Douille			
33	1	413 3272-09	Cable set	Jeu de câbles			
34	1	432 1653-01	Clamp	Bride de fixation			
35	1	432 1654-01	Cover	Protection			
36	1	438 9565-01	Transformer	Transformateur		100-120V	
	1	438 9569-01	Transformer	Transformateur		200V	
	1	438 9566-01	Transformer	Transformateur		400-480V	
37	1	432 2985-01	Cable set	Jeu de câbles		200V	
	1	432 2998-01	Cable set	Jeu de câbles		100-120V, 400-480V	
38	1	438 7509-02	Insulation	Isolation			
39	1	438 7510-01	Insulation	Isolation			
40	8	471 8502-34	Washer	Rondelle		8,4x24x2	
41	3	471 9821-99	Plug	Fiche			



EX730 Compass				Illustration	Issue	Month	Year
Base and outer drum				Schéma	Issue	Month	Year
Base et tambour externe				500300	1	4	2013
Item	Qua.	Art.No	Description	Description	Info	Notes	
Article	Qua.	Réf. article			Info	Remarques	
1	1	432 1311-01	Frame	Base		Lower	
2	4	438 8156-01	•Foot	•Pied		M10	
3	4	432 1458-01	•Bushing	•Douille		M10	
4	4	471 8413-01	•Nut	•Écrou		M20	
5	2	432 1470-01	•Bracket	•Support de montage		Middle	
6	1	432 1312-02	Frame	Base		Upper	
7	4	432 1453-01	•Tensioner	•Crochet			
8	2	725 2465-71	•Screw	•Vis		M8X70	
9	8	471 7807-02	•Tension plate	•Tôle de serrage		18x8,4x2	
10	2	732 2118-01	•Locking nut	•Contre-écrou		M8	
11	1	432 1650-01	•Bracket	•Support de montage			
12	2	432 1306-01	•Counterweight	•Contrepoids			
13	2	432 1307-01	•Counterweight	•Contrepoids			
13A	1	413 5068-01	•Counterweight	•Contrepoids			
14	6	471 8328-08	•Screw	•Vis		M10X80	
15	1	472 9913-05	Suspension	Ressorts de suspension		Kit compl.	
16	8		•Spring retainer	•Ressort de retenue			
17	4		•Spring	•Ressort			
18	8		•Nut	•Écrou			
19	12	471 8328-05	Screw	Vis		M8X20	
20	1	472 9913-09	Shock absorber	Frotteurs		Complete kit, 4 pcs	
21	1	472 9913-11	Shock absorber	Frotteurs		Complete kit, 2 pcs	
22	8	471 8555-03	Bushing	Douille			
23	8	725 2464-51	Screw	Vis		M8X65	
24	16	725 2461-51	Screw	Vis		M8X50	
25	18	471 8502-34	Washer	Rondelle		8,4x24x2	
26	12	732 2118-01	Locking nut	Contre-écrou		M8	
27	8	471 8502-34	Washer	Rondelle		8,4x24x2	
28	3	471 9825-01	Heating element	Élément de chauffage		4.33kW 240V	
	3	471 9825-02	Heating element	Élément de chauffage		4.33kW 254V	
	3	471 9825-03	Heating element	Élément de chauffage		1.6kW 240V	
	3	471 9825-04	Heating element	Élément de chauffage		4.33kW 277V	
	3	471 9829-01	Heating element	Élément de chauffage		4.33kW 240V MOP	
	3	471 9829-02	Heating element	Élément de chauffage		4.33kW 254V MOP	
	3	471 9829-04	Heating element	Élément de chauffage		4.33kW 277V MOP	
29	1	413 2965-12	Cable set	Jeu de câbles		400V	
	1	413 2965-13	Cable set	Jeu de câbles		230V	
	1	413 2965-24	Cable set	Jeu de câbles		EL/DS	
30	1	413 2965-11	Cable set	Jeu de câbles		400-480V	
31	1	472 9904-98	Sensor	Capteur		Complete	
32	1		•Discharge	•Collier de serrage			
33	1		•Bushing	•Douille			
34	1	413 3272-17	Cable set	Jeu de câbles			
35	1	432 1653-01	Clamp	Bride de fixation			
36	1	432 1654-01	Cover	Protection			
37	1	438 9569-01	Transformer	Transformateur		200V	
38	1	432 2985-01	Cable set	Jeu de câbles		200V	
39	1	432 1418-01	Beam	Poutre			
40	1	432 1295-01	Bracket	Pupitre		Trafo 200V	
	1	432 1419-01	Bracket	Pupitre			
41	1	438 9572-01	Transformer	Transformateur		100-120V	
	1	438 9562-01	Transformer	Transformateur		380-480V	
42	1	432 2977-01	Cable set	Jeu de câbles		100-120V 380-480V	
43	8	471 8328-05	Screw	Vis		M8X20	
44	1	432 1649-01	Plate	Tableau			
45	1	471 8180-10	Strip	Ruban			
46	3	471 9822-99	Plug	Fiche			
47	2	432 1438-01	Transport support	Transport contrainte			



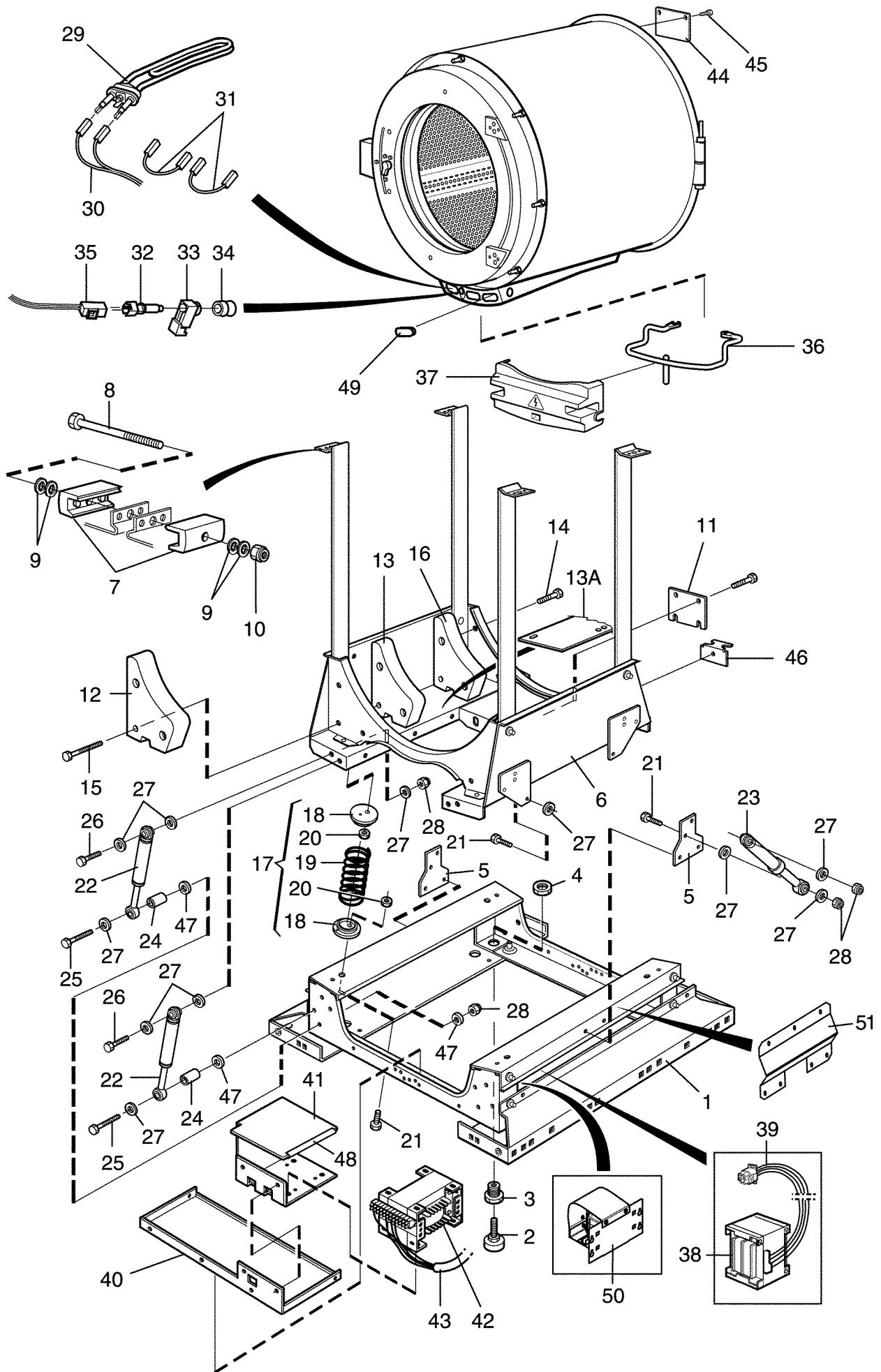
EX745 Compass

Base and outer drum

Base et tambour externe

Illustration Issue Month Year
Schéma Issue Month Year
500305 1 4 2013

Item Article	Qua. Qua.	Art.No Réf. article	Description	Description	Info Info	Notes Remarques
1	1	432 1361-01	Frame	Base		Lower
2	4	438 8156-01	•Foot	•Pied		M10
3	4	432 1458-01	•Bushing	•Douille		M10
4	4	471 8413-01	•Nut	•Écrou		M20
5	2	432 1470-01	•Bracket	•Support de montage		Middle
6	1	432 1362-01	Frame	Base		Upper
7	4	432 1453-01	•Tensioner	•Crochet		
8	2	725 2465-71	•Screw	•Vis		M8X70
9	8	471 7807-02	•Tension plate	•Tôle de serrage		18x8,4x2
10	2	732 2118-01	•Locking nut	•Contre-écrou		M8
11	1	432 1651-01	•Bracket	•Support		
12	2	432 1356-01	•Counterweight	•Contrepoids		
13	2	432 1357-01	•Counterweight	•Contrepoids		
14	6	471 8328-09	•Screw	•Vis		M10X20
15	6	471 8328-11	•Screw	•Vis		
16	2	432 1360-01	•Counterweight	•Contrepoids		
16A	1	413 5068-01	•Counterweight	•Contrepoids		
17	1	472 9913-06	Suspension	Ressorts de suspension		Kit compl.
18	8		•Spring retainer	•Montage suspension		
19	4		•Spring	•Ressort		
20	8		•Nut	•Écrou		
21	8	471 8328-05	Screw	Vis		M8X20
22	1	472 9913-10	Shock absorber	Frotteurs		Complete kit 8, pcs
23	1	472 9913-11	Shock absorber	Frotteurs		Complete kit, 2 pcs
24	8	471 8555-03	Bushing	Douille		
25	8	725 2464-51	Screw	Vis		M8X65
26	12	725 2461-51	Screw	Vis		M8X50
27	32	471 8502-34	Washer	Rondelle		8,4x24x2
28	20	732 2118-01	Locking nut	Contre-écrou		M8
29	3	471 9825-11	Heating element	Élément de chauffage		6kW 240V
	3	471 9825-12	Heating element	Élément de chauffage		6KW 254V
	3	471 9825-13	Heating element	Élément de chauffage		6kW 277V
	3	471 9829-11	Heating element	Élément de chauffage		6kW 240V MOP
	3	471 9829-12	Heating element	Élément de chauffage		6KW 254V MOP
	3	471 9829-13	Heating element	Élément de chauffage		6kW 277V MOP
30	1	413 2965-22	Cable set	Jeu de câbles		400V
	1	413 2965-23	Cable set	Jeu de câbles		230V 1AC/230V 3AC
	1	413 2965-24	Cable set	Jeu de câbles		EL/DS
	1	413 2965-25	Cable set	Jeu de câbles		1AC 240V/3AC 415V
31	2	413 2965-01	Cable set	Jeu de câbles		400V
32	1	472 9904-98	Sensor	Capteur		Complete
33	1		•Discharge	•Collier de serrage		
34	1		•Bushing	•Douille		
35	1	413 3272-22	Cable set	Jeu de câbles		
36	1	432 1653-01	Clamp	Bride de fixation		
37	1	432 1654-01	Cover	Protection		
38	1	438 9569-01	Transformer	Transformateur		200V
39	1	432 2985-01	Cable set	Jeu de câbles		200V
40	1	432 1420-01	Beam	Poutre		
41	1	432 1421-01	Bracket	Pupitre		
	1	432 1295-01	Bracket	Pupitre		Trafo 200V
42	1	438 9573-01	Transformer	Transformateur		100-120V
	1	438 9563-01	Transformer	Transformateur		380-480V
43	1	432 2977-01	Cable set	Jeu de câbles		100-120V 380-480V
44	1	432 1649-01	Plate	Tableau		
45	8	471 8328-05	Screw	Vis		M8X20
46	2	432 1336-01	Guide	Guide		
47	16	471 8502-34	Washer	Rondelle		8,4x24x2
48	1	471 8180-10	Strip	Ruban		



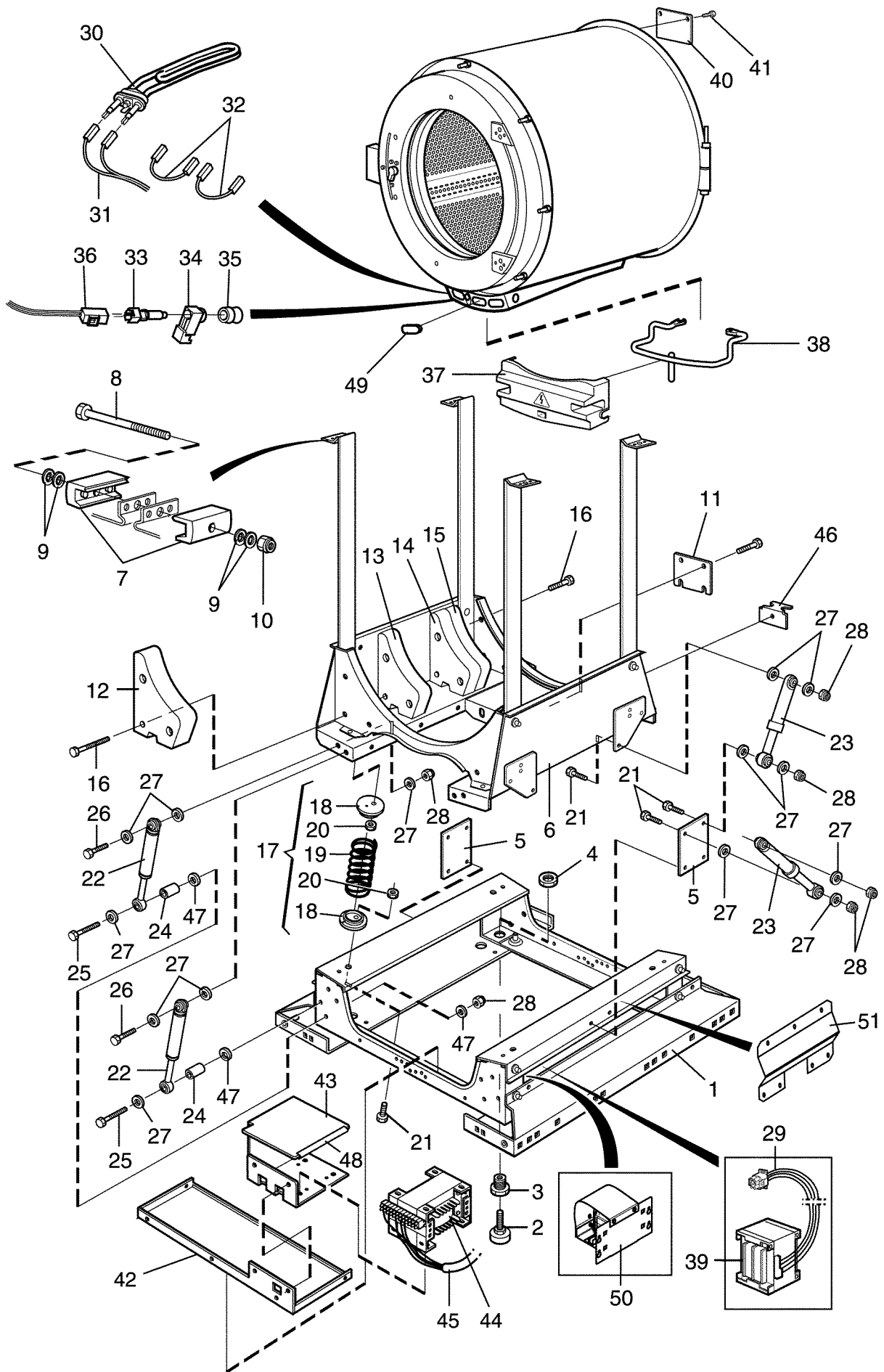
EX745 Compass

Base and outer drum

Base et tambour externe

Illustration	Issue	Month	Year
Schéma	Issue	Month	Year
500305	1	4	2013

Item Article	Qua. Qua.	Art.No Réf. article	Description	Description	Info Info	Notes Remarques
49	3	471 9822-99	Plug	Fiche		
50	1	413 3704-12	Choke	Choke		15A
51	2	432 1438-01	Transport support	Transport contrainte		



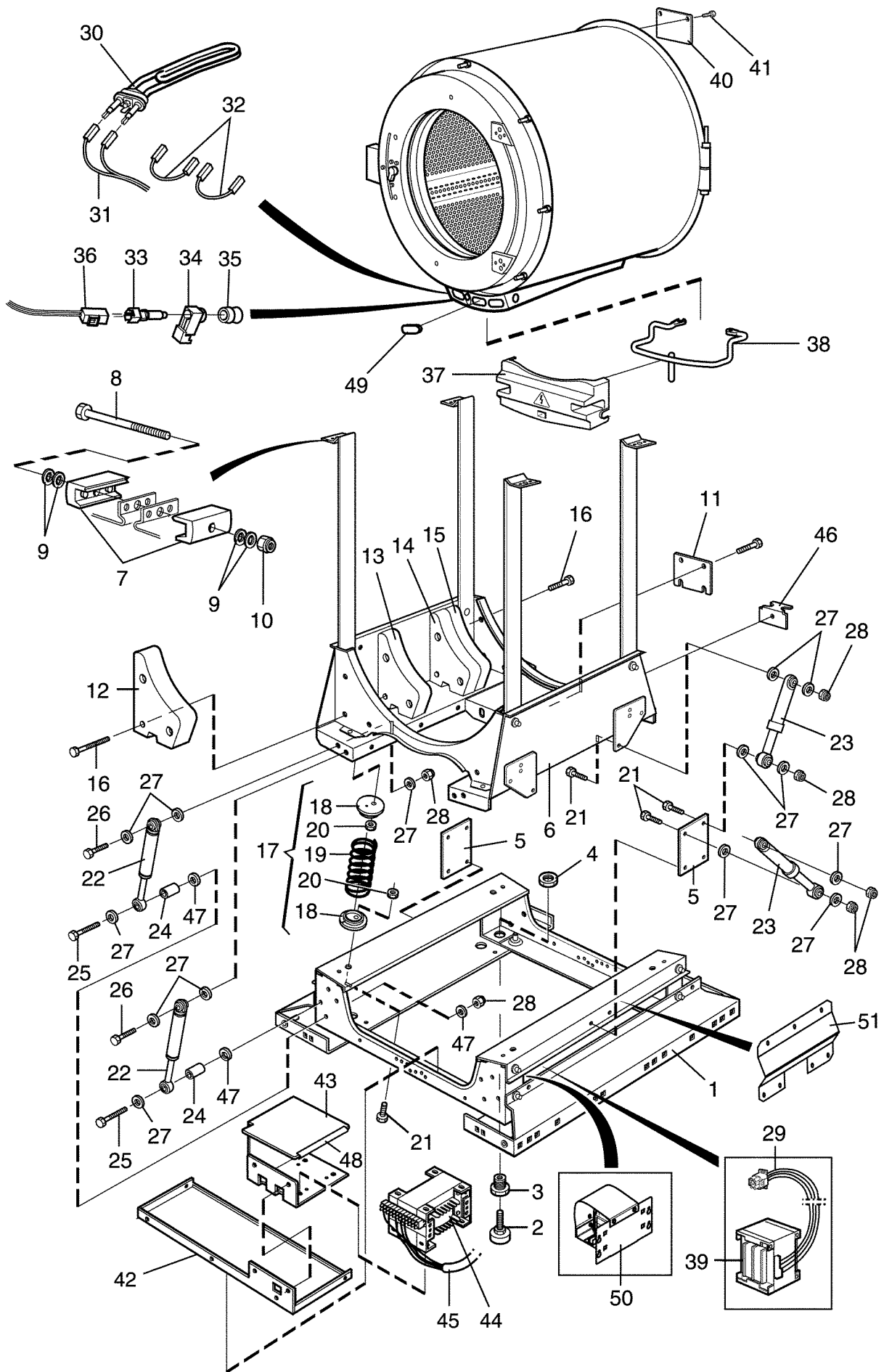
EX760 Compass

Base and outer drum

Base et tambour externe

Illustration Issue Month Year
Schéma Issue Month Year
500306 1 4 2013

Item Article	Qua. Qua.	Art.No Réf. article	Description	Description	Info Info	Notes Remarques
1	1	432 1411-01	Frame	Base		Lower
2	4	438 8156-01	•Foot	•Pied		M10
3	4	432 1458-01	•Bushing	•Douille		M10
4	4	471 8413-01	•Nut	•Écrou		M20
5	2	432 1468-01	•Bracket	•Support de montage		Middle
6	1	432 1412-01	Frame	Base		Upper
7	4	432 1453-01	•Tensioner	•Crochet		
8	2	725 2465-71	•Screw	•Vis		M8X70
9	8	471 7807-02	•Tension plate	•Tôle de serrage		18x8,4x2
10	2	732 2118-01	•Locking nut	•Contre-écrou		M8
11	1	432 1652-01	•Bracket	•Support		
12	2	432 1406-01	•Counterweight	•Contrepoids		
13	2	432 1406-02	•Counterweight	•Contrepoids		
14	2	432 1407-01	•Counterweight	•Contrepoids		
15	2	432 1407-02	•Counterweight	•Contrepoids		
16	12	471 8328-08	•Screw	•Vis		M10X80
17	1	472 9913-07	Suspension	Ressorts de suspension		Kit compl.
18	8		•Spring retainer	•Montage suspension		
19	4		•Spring	•Ressort		
20	8		•Nut	•Écrou		
21	14	471 8328-09	Screw	Vis		M10X20
22	1	472 9913-10	Shock absorber	Frotteurs		Complete kit 8, pcs
23	1	472 9913-08	Shock absorber	Frotteurs		Complete kit, 4 pcs
24	8	471 8555-03	Bushing	Douille		
25	8	725 2464-51	Screw	Vis		M8X65
26	16	725 2461-51	Screw	Vis		M8X50
27	Rq	471 8502-34	Washer	Rondelle		8,4x24x2
28	Rq	732 2118-01	Locking nut	Contre-écrou		M8
29	1	432 2985-01	Cable set	Jeu de câbles		200V
30	3	471 9825-24	Heating element	Élément de chauffage		6.36kW 230V
	3	471 9825-21	Heating element	Élément de chauffage		6.6kW 240V
	3	471 9825-22	Heating element	Élément de chauffage		7kW 254V
	3	471 9825-23	Heating element	Élément de chauffage		7.6kW 277V
	3	471 9829-21	Heating element	Élément de chauffage		7.66kW 240V MOP
	3	471 9829-22	Heating element	Élément de chauffage		7.66kW 254V MOP
	3	471 9829-23	Heating element	Élément de chauffage		7.66kW 277V MOP
31	1	413 2965-04	Cable set	Jeu de câbles		EL/DS
	1	413 2965-02	Cable set	Jeu de câbles		400V
	1	413 2965-05	Cable set	Jeu de câbles		1AC 230V/3AC 415V
	1	413 2965-03	Cable set	Jeu de câbles		230V
32	2	413 2965-01	Cable set	Jeu de câbles		400V
33	1	472 9904-98	Sensor	Capteur		Complete
34	1		•Discharge	•Collier de serrage		
35	1		•Bushing	•Douille		
36	1	413 3272-15	Cable set	Jeu de câbles		
37	1	432 1654-01	Cover	Protection		
38	1	432 1653-01	Clamp	Bride de fixation		
39	1	438 9569-01	Transformer	Transformateur		200V
40	1	432 1649-01	Plate	Tableau		
41	8	471 8328-05	Screw	Vis		M8X20
42	1	432 1426-01	Beam	Poutre		
43	1	432 1421-01	Bracket	Pupitre		
	1	432 1295-01	Bracket	Pupitre		Trafo 200V
44	1	438 9573-01	Transformer	Transformateur		100-120V
	1	438 9563-01	Transformer	Transformateur		380-480V
45	1	432 2977-01	Cable set	Jeu de câbles		100-120V 380-480V
46	2	432 1335-01	Guide	Guide		
47	16	471 8502-34	Washer	Rondelle		8,4x24x2
48	4	471 8180-10	Strip	Ruban		



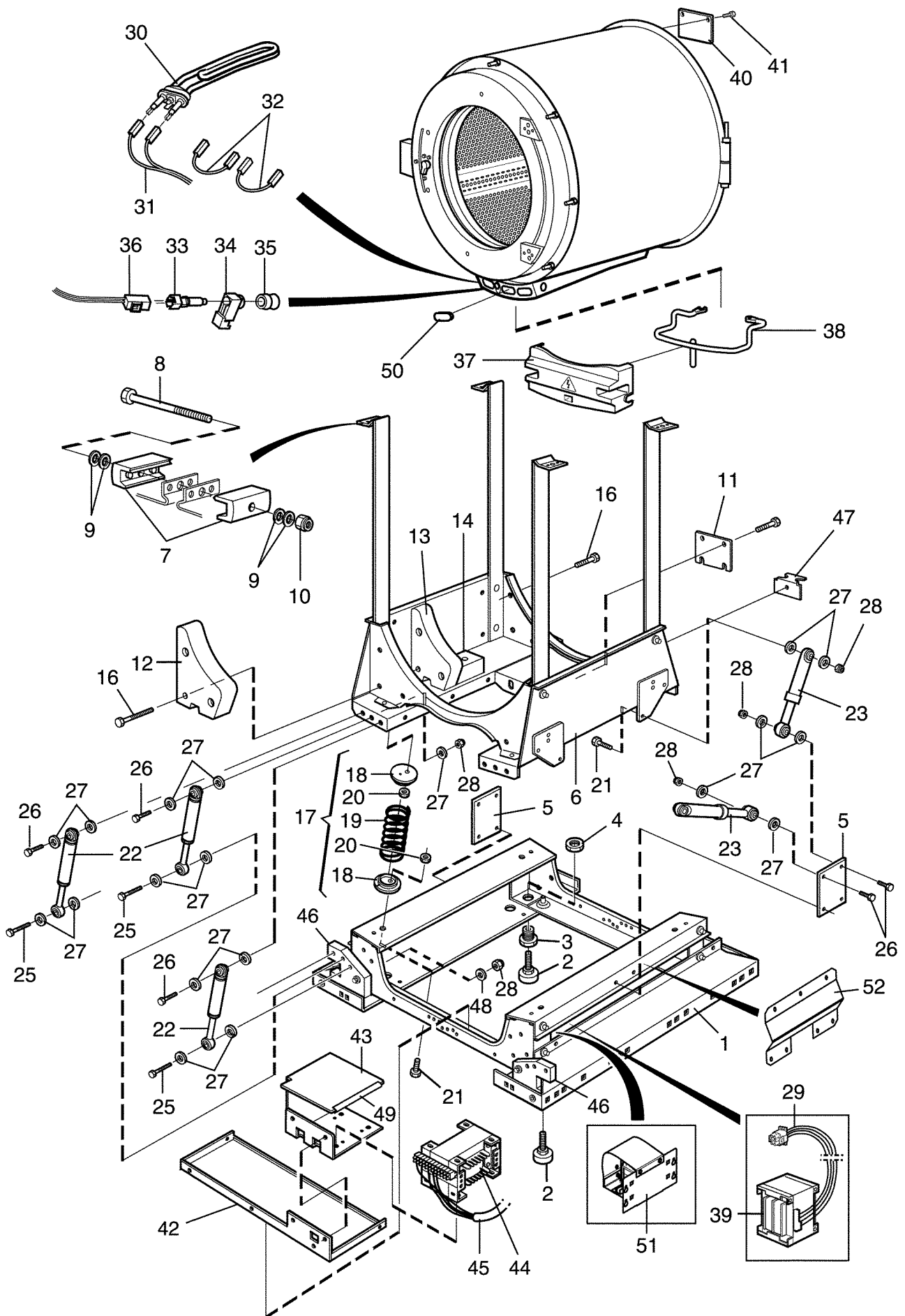
EX760 Compass

Base and outer drum

Base et tambour externe

Illustration	Issue	Month	Year
Schéma	Issue	Month	Year
500306	1	4	2013

Item Article	Qua. Qua.	Art.No Réf. article	Description	Description	Info Info	Notes Remarques
49	3	471 9822-99	Plug	Fiche		15A
50	1	413 3704-12	Choke	Choke		
51	2	432 1438-01	Transport support	Transport contrainte		



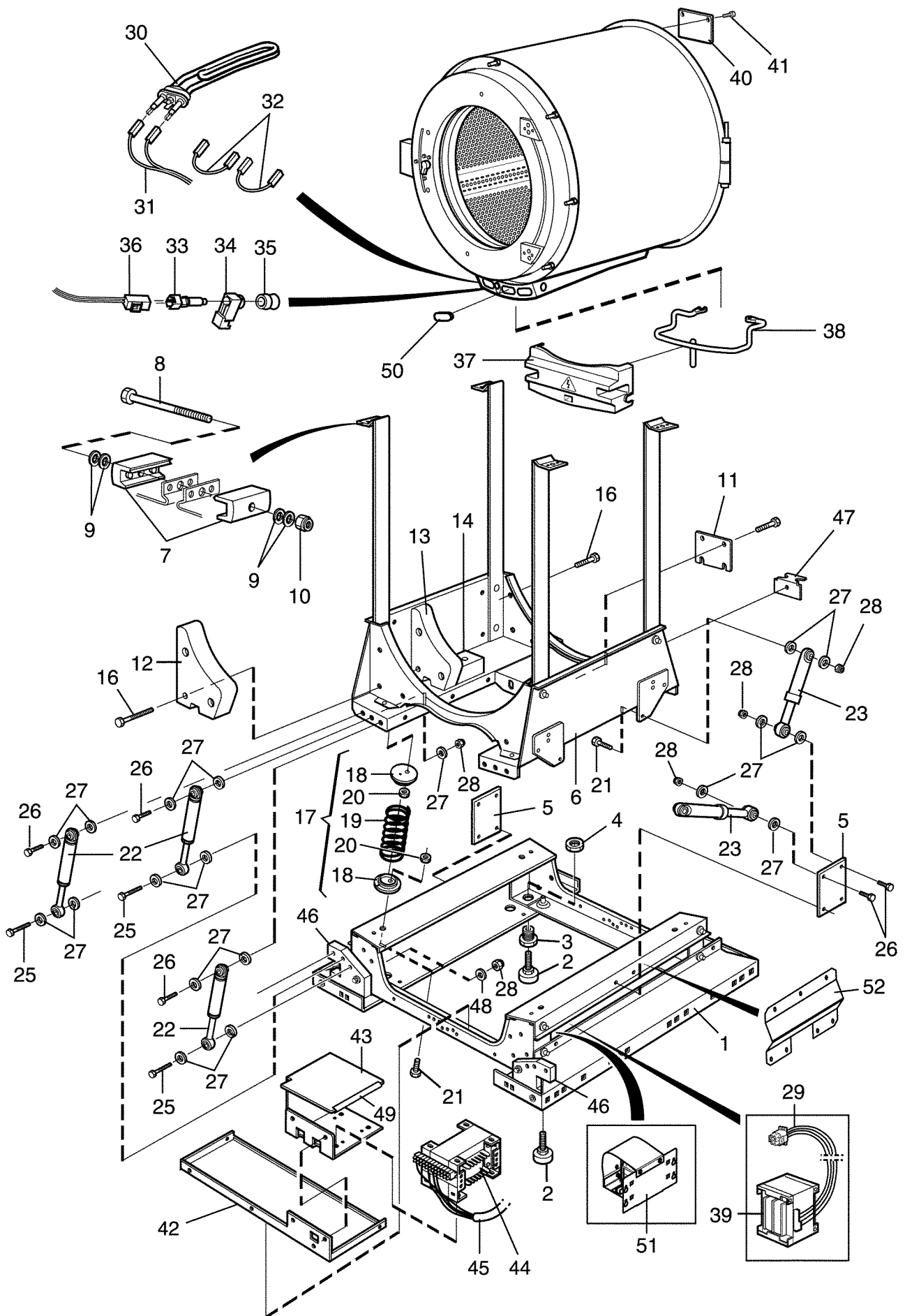
EX777 Compass

Base and outer drum

Base et tambour externe

Illustration Issue Month Year
Schéma Issue Month Year
500307 1 4 2013

Item Article	Qua. Qua.	Art.No Réf. article	Description	Description	Info Info	Notes Remarques
1	1	432 1413-01	Frame	Base		Lower
2	4	438 8156-03	•Foot	•Pied		M12
3	Rq					Not used
4	4	471 8413-01	•Nut	•Écrou		M20
5	2	432 1468-01	•Bracket	•Support de montage		Middle
6	1	432 1414-01	Frame	Base		Upper
7	4	432 1453-01	•Tensioner	•Crochet		
8	2	725 2465-71	•Screw	•Vis		M8X70
9	8	471 7807-02	•Tension plate	•Tôle de serrage		18x8,4x2
10	2	732 2118-01	•Locking nut	•Contre-écrou		M8
11	1		•Bracket	•Support		
12	1	432 1406-01	•Counterweight	•Contrepoids		Left
	1	432 1406-02	•Counterweight	•Contrepoids		Right
13	1	432 1407-01	•Counterweight	•Contrepoids		Left
	1	432 1407-02	•Counterweight	•Contrepoids		Right
14	2	432 1437-01	•Counterweight	•Contrepoids		
15	Rq					Not used
16	12	471 8328-08	•Screw	•Vis		M10X80
17	1	472 9913-63	Suspension	Ressorts de suspension		Kit compl.
18	8		•Spring retainer	•Montage suspension		
19	4		•Spring	•Ressort		
20	8		•Nut	•Écrou		
21	14	471 8328-09	Screw	Vis		M10X20
22	1	472 9913-33	Shock absorber	Frotteurs		Complete kit 10 pcs
23	1	472 9913-08	Shock absorber	Frotteurs		Complete kit, 4 pcs
24	6	471 8555-03	Bushing	Douille		
25	9	725 2464-51	Screw	Vis		M8X65
26	17	725 2461-51	Screw	Vis		M8X50
27	Rq	471 8502-34	Washer	Rondelle		8,4x24x2
28	Rq	732 2118-01	Locking nut	Contre-écrou		M8
29	1	432 2985-01	Cable set	Jeu de câbles		200V
30	3	471 9825-24	Heating element	Élément de chauffage		6.36kW 230V
	3	471 9825-21	Heating element	Élément de chauffage		6.6kW 240V
	3	471 9825-22	Heating element	Élément de chauffage		7kW 254V
	3	471 9825-23	Heating element	Élément de chauffage		7.6kW 277V
	3	471 9829-21	Heating element	Élément de chauffage		7.66kW 240V MOP
	3	471 9829-22	Heating element	Élément de chauffage		7.66kW 254V MOP
	3	471 9829-23	Heating element	Élément de chauffage		7.66kW 277V MOP
31	1	413 2965-02	Cable set	Jeu de câbles		400V
	1	413 2965-03	Cable set	Jeu de câbles		230V
	1	413 2965-04	Cable set	Jeu de câbles		EL/DS
32	2	413 2965-01	Cable set	Jeu de câbles		400V 400V
33	1	472 9904-98	Sensor	Capteur		Complete
34	1		•Discharge	•Collier de serrage		
35	1		•Bushing	•Douille		
36	1	413 3272-15	Cable set	Jeu de câbles		
37	1	432 1654-01	Cover	Protection		
38	1	432 1653-01	Clamp	Bride de fixation		
39	1	438 9569-01	Transformer	Transformateur		200V
40	1	432 1649-01	Plate	Tableau		
41	8	471 8328-05	Screw	Vis		M8X20
42	1	432 1426-01	Beam	Poutre		
43	1	432 1421-01	Bracket	Pupitre		
	1	432 1295-01	Bracket	Pupitre		Trafo 200V
44	1	438 9573-01	Transformer	Transformateur		100-120V
	1	438 9563-01	Transformer	Transformateur		380-480V
45	1	432 2977-01	Cable set	Jeu de câbles		100-120V 380-480V
46	4	432 1399-02	Bracket	Support de montage		
47	2	432 1335-01	Guide	Guide		



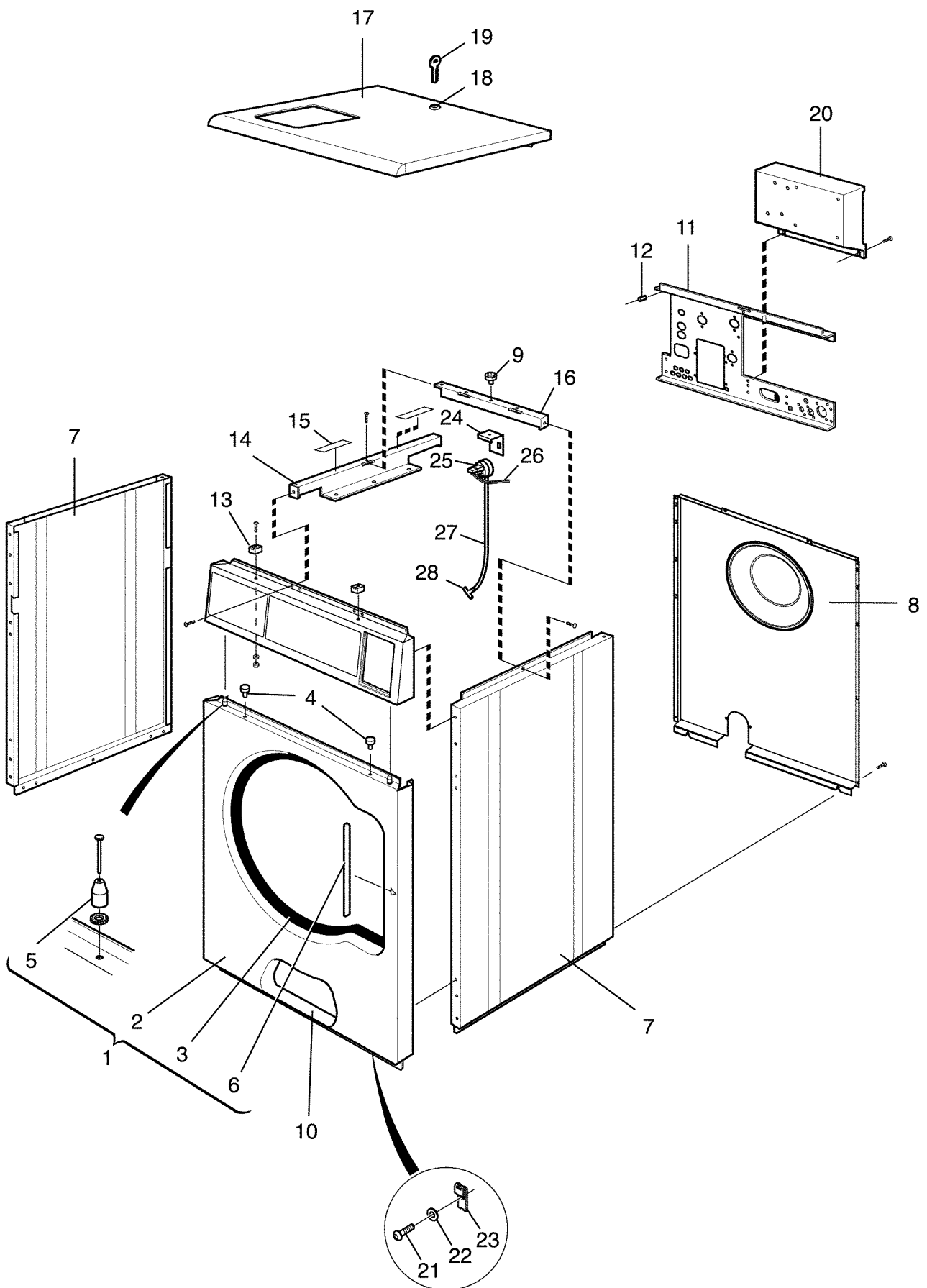
EX777 Compass

Base and outer drum

Base et tambour externe

Illustration	Issue	Month	Year
Schéma	Issue	Month	Year
500307	1	4	2013

Item Article	Qua. Qua.	Art.No Réf. article	Description	Description	Info Info	Notes Remarques
48	Rq	471 8502-34	Washer	Rondelle		8,4x24x2
49	1	471 8180-10	Strip	Ruban		
50	1	471 9822-99	Plug	Fiche		
51	1	413 3704-12	Choke	Choke		15A
52	2	432 1438-02	Transport support	Transport contrainte		



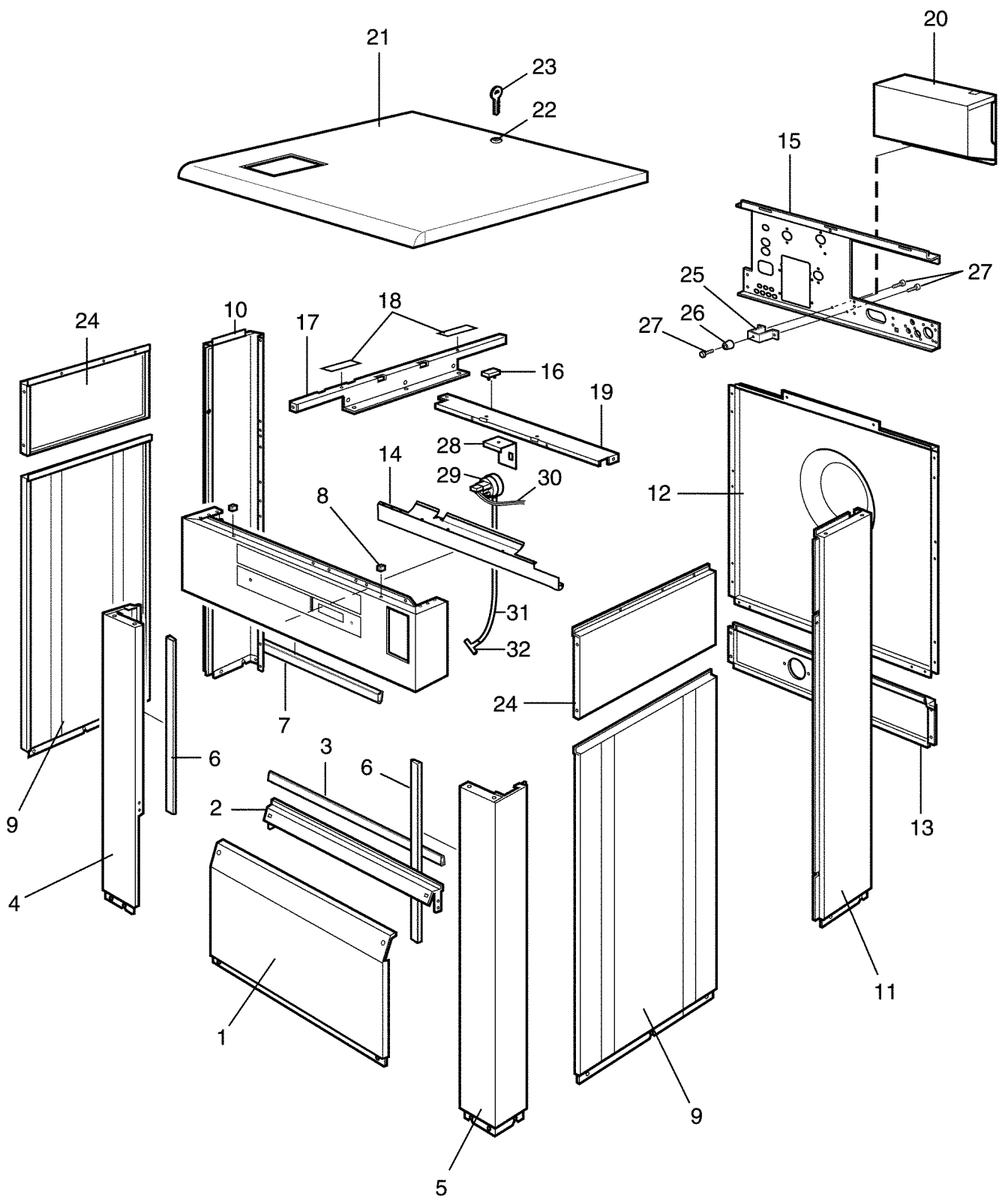
EX718 Compass,EX725 Compass

Lining and top panel

Panneau frontal avec pupitre de commande

Illustration Issue Month Year
Schéma Issue Month Year
500280 1 4 2013

Item Article	Quantity Quantité	Art.No Réf. article	Description	Description	Info Info	Notes Remarques
			EX718 Compass			
			EX725 Compass			
1	1	472 9951-01	Front panel	Panneau avant		Grey/Blue Complete
	1	472 9951-11	Front panel	Panneau avant		Stainless Complete
	1	472 9951-21	Front panel	Panneau avant		White Complete
	1	472 9951-03	Front panel	Panneau avant		Grey/Blue Complete
	1	472 9951-13	Front panel	Panneau avant		Stainless Complete
	1	472 9951-23	Front panel	Panneau avant		White Complete
2	1		•Front panel	•Panneau avant		
3	1	432 2164-11	•Strip	•Ruban		
	1	432 2164-12	•Strip	•Ruban		
4	2	471 8196-01	•Plug	•Fiche		
5	2	438 5109-02	•Guide pin	•Broche de guidage		
6	1	471 4672-67	•Protection	•Protection		
7	2	432 2057-03	Side panel	Panneau latéral		Grey
	2	432 2057-10	Side panel	Panneau latéral		Stainless
	2	432 2058-03	Side panel	Panneau latéral		Grey
	2	432 2058-10	Side panel	Panneau latéral		Stainless
8	1	413 5006-01	Rear panel	Panneau arrière		
	1	413 5008-01	Rear panel	Panneau arrière		
9	1	471 8641-02	Plug	Fiche		
10	1	438 7507-01	Insulation	Isolation		
11	1	432 2351-01	Brace bracket	Support de montant		
	1	432 2354-01	Brace bracket	Support de montant		
12	2	432 2180-01	Spacer	Entretoise		
13	2	432 2273-01	Guide	Guide		
14	1	432 2130-01	Brace	Montant		
	1	432 2130-03	Brace	Montant		
15	4	471 7565-21	Velcro tape	Bande de serrage		
16	1	432 2120-01	Brace	Montant		
	1	432 2122-01	Brace	Montant		
17	1	432 2280-65	Top panel	Couvercle		No detergent container
	1	432 2280-66	Top panel	Couvercle		With lock
	1	413 2201-21	Top panel	Couvercle		No detergent container
	1	413 2201-22	Top panel	Couvercle		With lock
	1	432 2281-65	Top panel	Couvercle		
	1	432 2281-66	Top panel	Couvercle		No detergent container
	1	413 2201-23	Top panel	Couvercle		With lock Coin-meter
	1	413 2201-24	Top panel	Couvercle		No detergent container
	1					With lock
18	1	471 7826-10	•Lock	•Serrure		
19	1	472 9900-99	•Key	•Touche		SET
20	1	432 2215-01	Plate	Plaque		
21	2	471 8344-35	Screw	Vis		M6X16
22	2	735 2153-01	Lock washer	Rondelle d'arrêt		6,4
23	2	471 7864-01	Clip	Colliers de serrage		M6
24	1	432 6318-01	Bracket	Pièce de retenue		
25	1	471 8861-02	Level control	Contrôleur de niveau		
26	1	413 2915-02	Cable set	Jeu de câbles		MOP Heating
	1	413 2915-01	Cable set	Jeu de câbles		
27	1	471 2436-10	Hose	Flexible		
28	1	471 2265-69	T-pipe	Tube en T		



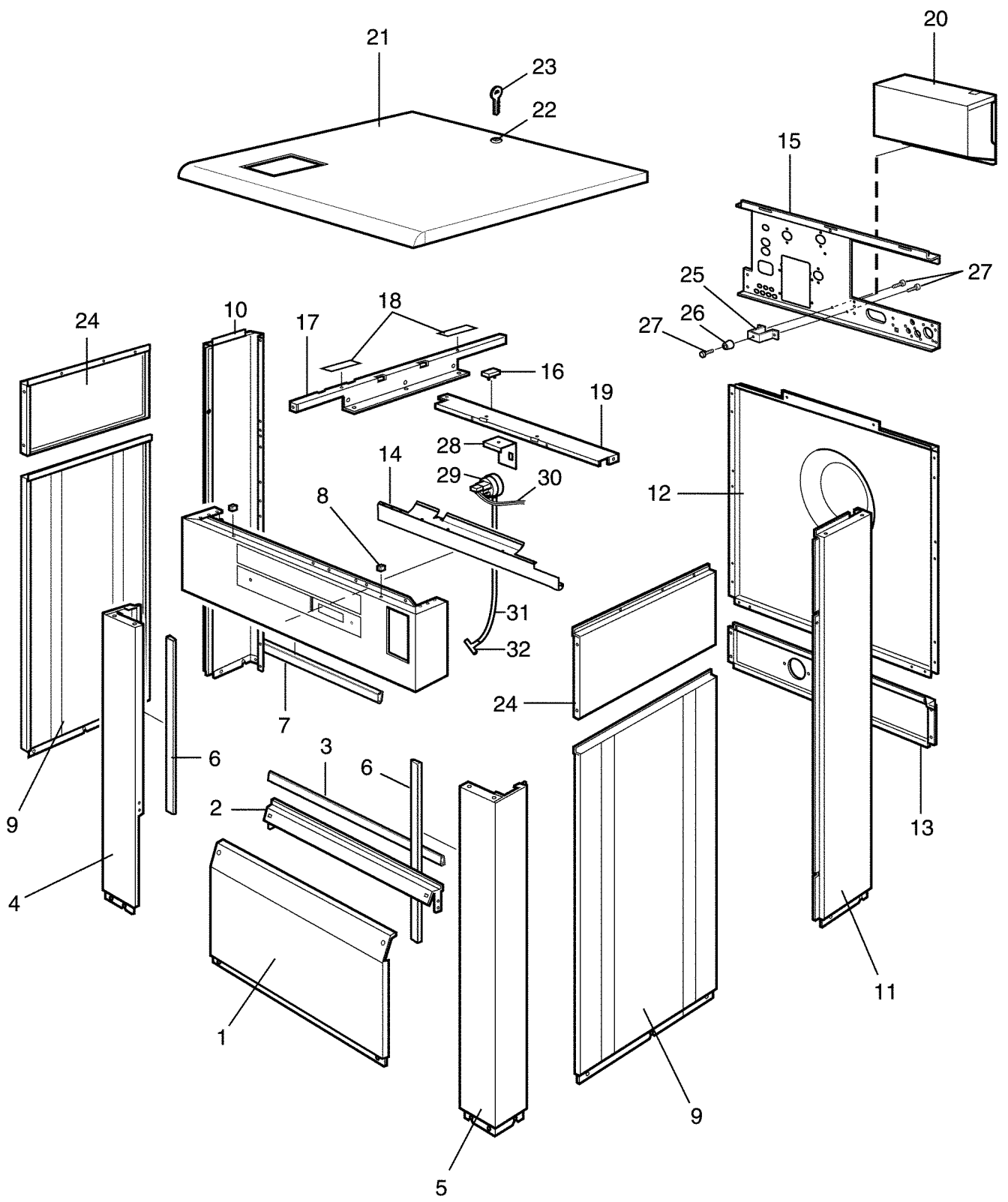
EX730 Compass,EX745 Compass,EX760 Compass,EX777 Compass

Lining and top panel

Illustration Issue Month Year
Schéma Issue Month Year
500301 2 12 2014

Panneau frontal avec pupitre de commande

Item Article	Quantity Quantité	Art.No Réf. article	Description	Description	Info Info	Notes Remarques
			EX730 Compass			
			EX745 Compass			
			EX760 Compass			
			EX777 Compass			
1	1	432 2002-01	Front plate	Panneau avant		Stainless
	1	432 2003-01	Front plate	Panneau avant		Stainless
	1	432 2004-01	Front plate	Panneau avant		Stainless
2	1	432 2135-01	Brace	Montant		
	1	432 2135-02	Brace	Montant		
3	1	432 2163-13	Rubber strip	Joint caoutchouc		L=760
	1	432 2163-15	Rubber strip	Joint caoutchouc		L=730
4	1	432 2050-01	Pillar	Montant		Stainless Left
	1	432 2051-01	Pillar	Montant		Stainless Left
	1	432 2052-01	Pillar	Montant		Stainless Left
5	1	432 2050-02	Pillar	Montant		Stainless Right
	1	432 2051-02	Pillar	Montant		Stainless Right
	1	432 2052-02	Pillar	Montant		Stainless Right
6	2	432 2163-11	Rubber strip	Joint caoutchouc		L=690
	2	432 2163-13	Rubber strip	Joint caoutchouc		L=760
7	1	432 2163-13	Rubber strip	Joint caoutchouc		L=760
8	2	432 2273-01	Guide	Guide		
9	2	432 2032-03	Side panel	Panneau latéral		Grey
	2	432 2032-10	Side panel	Panneau latéral		Stainless
	2	432 2034-03	Side panel	Panneau latéral		Grey
	2	432 2034-10	Side panel	Panneau latéral		Stainless
	2	432 2036-03	Side panel	Panneau latéral		Grey
	2	432 2036-10	Side panel	Panneau latéral		Stainless
	2	432 2207-33	Side panel	Panneau latéral		Grey
	2	432 2207-40	Side panel	Panneau latéral		
10	1	432 2033-31	Side panel	Panneau latéral		Grey Left
	1	432 2033-10	Side panel	Panneau latéral		Stainless Left
	1	432 2035-31	Side panel	Panneau latéral		Grey Left
	1	432 2035-10	Side panel	Panneau latéral		Stainless Left
	1	432 2037-31	Side panel	Panneau latéral		Grey Left
	1	432 2037-10	Side panel	Panneau latéral		Stainless Left
	1	432 2059-05	Side panel	Panneau latéral		Grey Left
	1	432 2059-10	Side panel	Panneau latéral		Stainless Left
11	1	432 2033-32	Side panel	Panneau latéral		Grey
	1	432 2033-11	Side panel	Panneau latéral		Stainless Right
	1	432 2035-32	Side panel	Panneau latéral		Grey Right
	1	432 2035-11	Side panel	Panneau latéral		Stainless Right
	1	432 2037-32	Side panel	Panneau latéral		Grey Right
	1	432 2037-11	Side panel	Panneau latéral		Stainless Right
	1	432 2059-06	Side panel	Panneau latéral		Grey Right
	1	432 2059-11	Side panel	Panneau latéral		Stainless Right
12	1	432 2064-01	Rear panel	Panneau arrière		Upper
	1	432 2066-01	Rear panel	Panneau arrière		Upper
	1	432 2068-01	Rear panel	Paroi arrière		Upper
13	1	432 2065-01	Rear panel	Panneau arrière		Lower
	1	432 2067-01	Rear panel	Panneau arrière		Lower
	1	432 2069-01	Rear panel	Panneau arrière		Lower
14	1	432 2372-01	Brace	Montant		
15	1	432 2352-01	Brace bracket	Support de montant		
	1	432 2355-01	Brace bracket	Support de montant		
	1	432 2356-01	Brace bracket	Support de montant		
16	2	471 8641-02	Plug	Fiche		
	2	471 2437-15	Plug	Fiche		
	2	471 8641-02	Plug	Fiche		
17	1	432 2131-01	Brace	Montant		



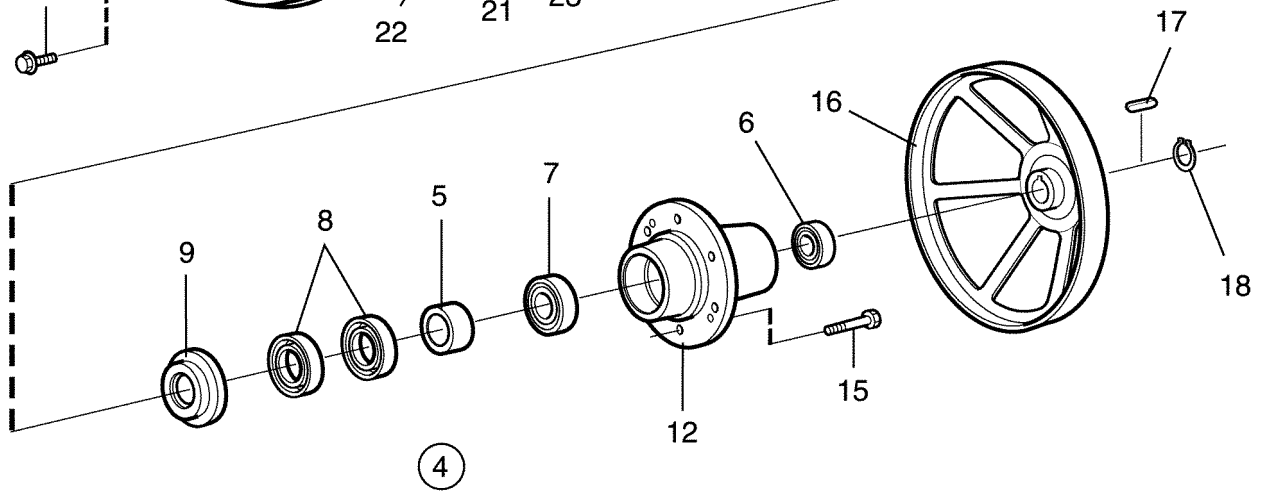
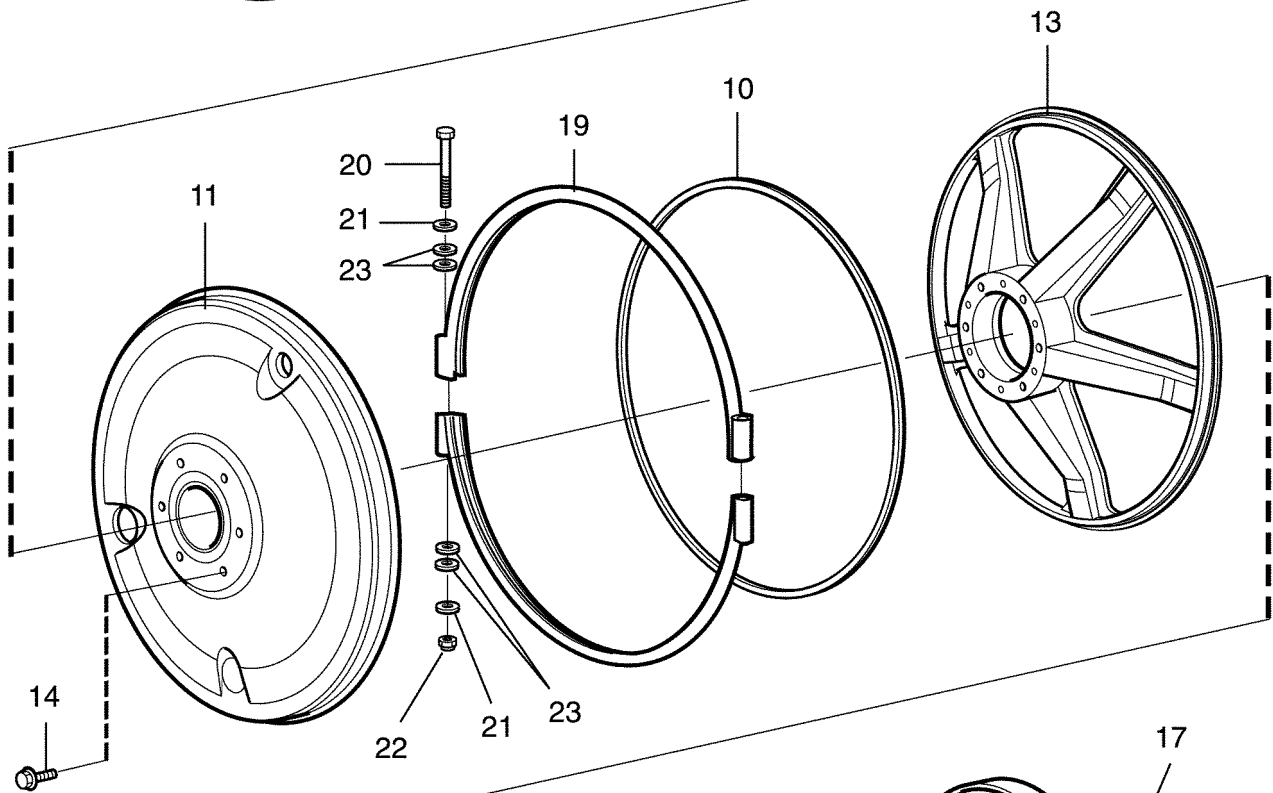
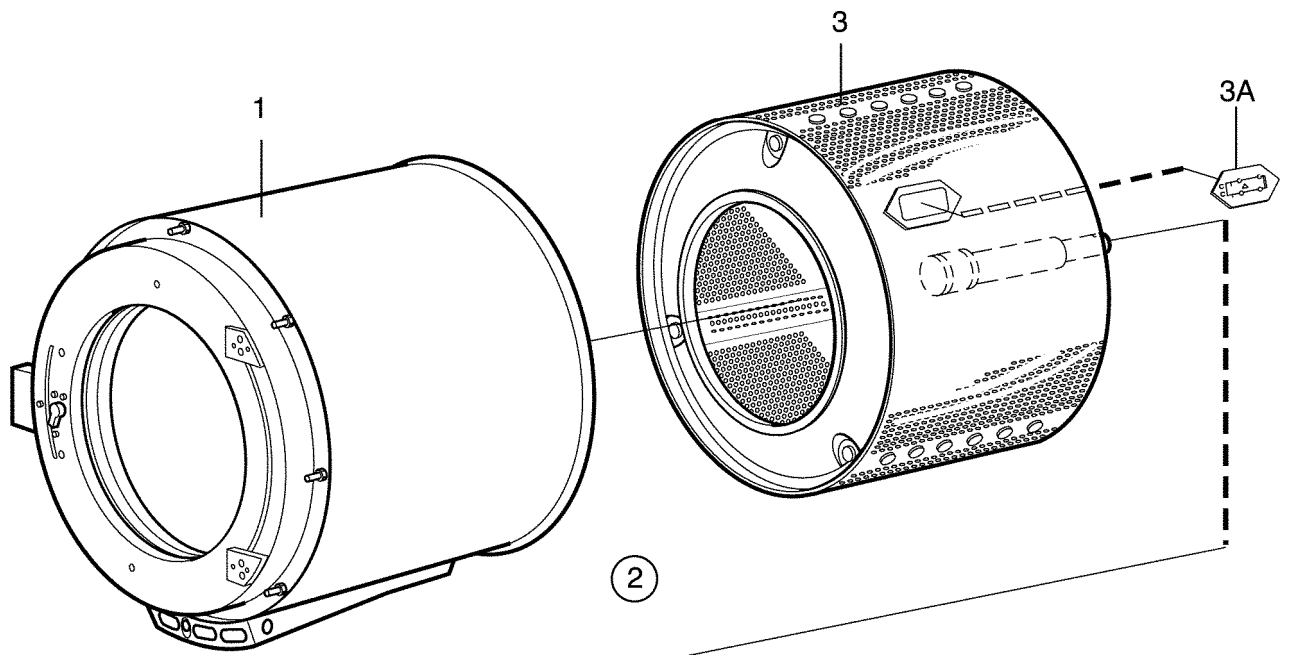
EX730 Compass,EX745 Compass,EX760 Compass,EX777 Compass

Lining and top panel

Illustration Issue Month Year
Schéma Issue Month Year
500301 2 12 2014

Panneau frontal avec pupitre de commande

Item Article	Quantity Quantité	Art.No Réf. article	Description	Description	Info Info	Notes Remarques
			EX730 Compass			
			EX745 Compass			
			EX760 Compass			
			EX777 Compass			
	1	432 2131-02	Brace	Montant		
	1	432 2131-03	Brace	Montant		
	1	432 2131-04	Brace	Montant		
18	4	471 7565-21	Velcro tape	Bande de serrage		
19	1	432 2121-02	Brace	Montant		
	1	432 2121-03	Brace	Montant		
	2	432 2121-04	Brace	Montant		
20	1	432 2259-01	Plate	Plaque		
	1	432 2215-01	Plate	Plaque		
	1	432 2259-01	Plate	Plaque		
	1	432 2215-01	Plate	Plaque		
	1	432 2259-01	Plate	Plaque		
	1	432 2215-01	Plate	Plaque		
	1	432 2259-01	Plate	Plaque		
	1	432 2215-01	Plate	Plaque		
21	1	472 9952-08	Top panel	Couvercle		
	1	472 9952-10	Top panel	Couvercle		With lock
	1	472 9952-01	Top panel	Couvercle		No detergent container
	1	472 9952-02	Top panel	Couvercle		
	1	472 9952-11	Top panel	Couvercle		With lock
	1	472 9952-03	Top panel	Couvercle		No detergent container
	1	472 9952-04	Top panel	Couvercle		
	1	472 9952-12	Top panel	Couvercle		With lock
	1	472 9952-05	Top panel	Couvercle		No detergent container
	1	472 9952-06	Top panel	Couvercle		
	1	472 9952-13	Top panel	Couvercle		With lock
	1	472 9952-07	Top panel	Couvercle		No detergent container
22	1	471 7826-10	•Lock	•Serrure		
23	1	472 9900-99	•Key	•Touche		SET
24	2	432 2038-03	Side panel	Panneau latéral		Grey Upper
	2	432 2038-10	Side panel	Panneau latéral		Stainless Upper
	2	432 2040-03	Side panel	Panneau latéral		Grey Upper
	2	432 2040-10	Side panel	Panneau latéral		Stainless Upper
25	1	432 2147-01	Bracket	Pupitre		
	1	432 2139-01	Bracket	Pupitre		
	1	432 2137-01	Bracket	Pupitre		
26	1	471 7980-01	Stop	Butoir		
27	3	471 8342-15	Screw	Vis		
28	1	432 6318-01	Bracket	Pièce de retenue		
29	1	471 8861-02	Level control	Contrôleur de niveau		
30	1	413 2915-01	Cable set	Jeu de câbles		
31	1	471 2436-10	Hose	Flexible		
32	1	471 2265-69	T-pipe	Tube en T		



EX718 Compass,EX725 Compass,EX730 Compass,EX745 Compass,EX760 Compass,EX777 Compass

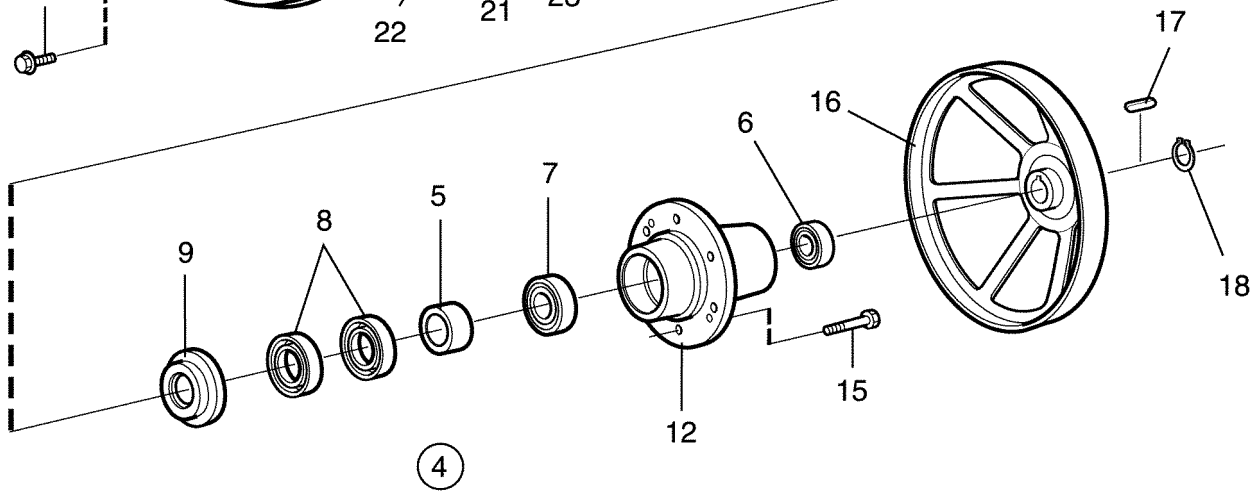
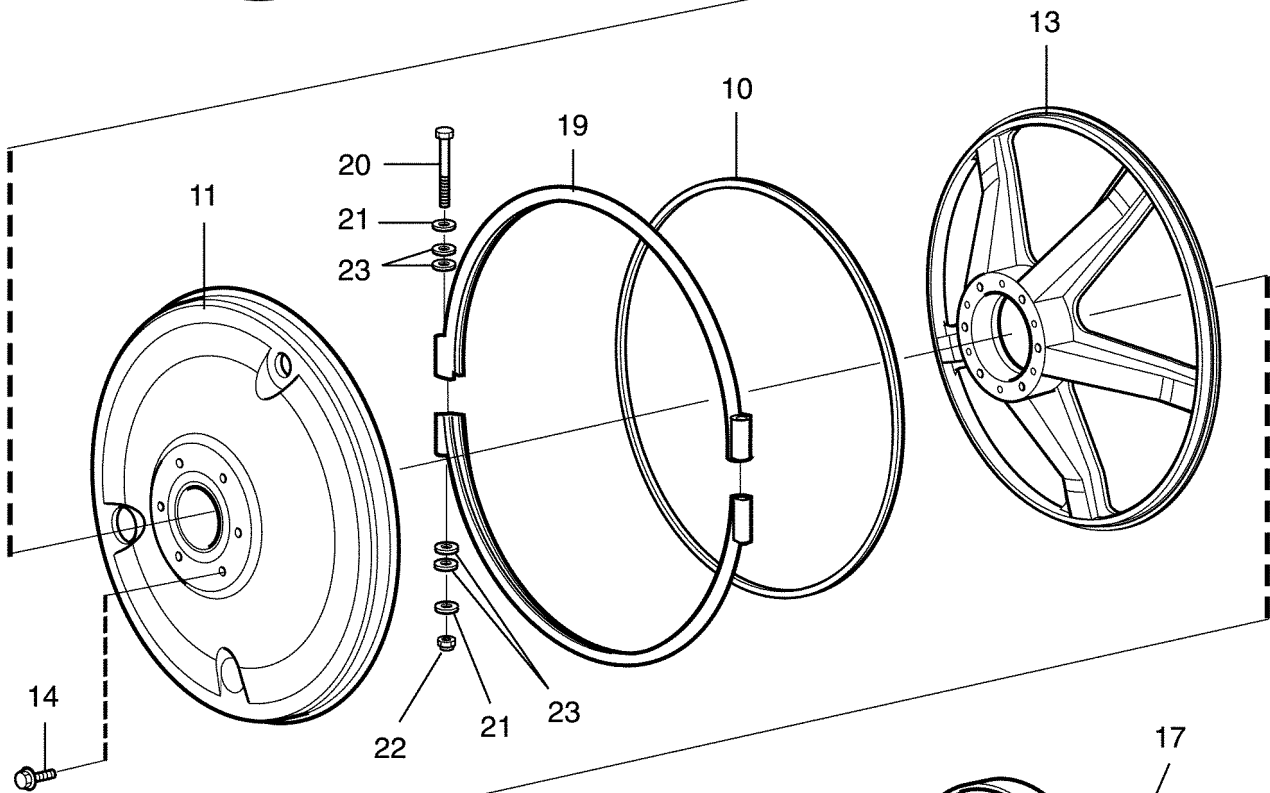
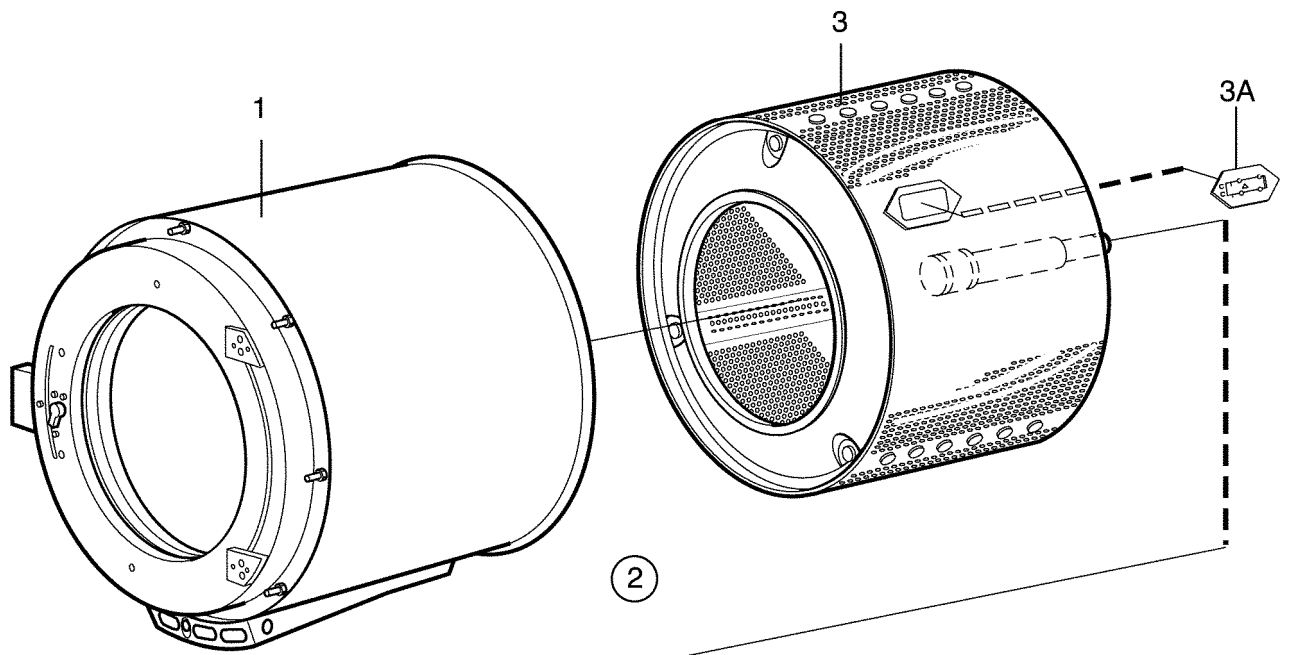
Drum, rear gable

Illustration Issue Month Year
Schéma Issue Month Year

Tambour, palier arrière

500281 1 4 2013

Item Article	Quantity Quantité	Art.No Réf. article	Description	Description	Info Info	Notes Remarques	
1	EX718 Compass						
	EX725 Compass						
	EX730 Compass						
	EX745 Compass						
	EX760 Compass						
	EX777 Compass						
		1	432 1570-11	Outer drum	Tambour extérieur		Non-heated
		1	432 1570-12	Outer drum	Tambour extérieur		El/Dual heating
		1	432 1570-13	Outer drum	Tambour extérieur		Steam
		1	432 1571-01	Outer drum	Tambour extérieur		Non-heated
		1	432 1571-02	Outer drum	Tambour extérieur		El/Dual heating
		1	432 1571-03	Outer drum	Tambour extérieur		Steam
		1	432 1572-01	Outer drum	Tambour extérieur		Non-heated
		1	432 1572-02	Outer drum	Tambour extérieur		El/Dual heating
		1	432 1572-03	Outer drum	Tambour extérieur		Steam
		1	432 1573-01	Outer drum	Tambour extérieur		Non-heated
		1	432 1573-02	Outer drum	Tambour extérieur		El/Dual heating
		1	432 1573-03	Outer drum	Tambour extérieur		Steam
		1	432 1574-01	Outer drum	Tambour extérieur		Non-heated
		1	432 1574-02	Outer drum	Tambour extérieur		El/Dual heating
		1	432 1574-03	Outer drum	Tambour extérieur		Steam
		1	432 1574-21	Outer drum	Tambour extérieur		Non-heated
		1	432 1574-22	Outer drum	Tambour extérieur		EL.
		1	432 1574-23	Outer drum	Tambour extérieur		DS
	2	1	432 1605-21	Rear gable	Pignon arrière		Complete
		1	432 1605-26	Rear gable	Pignon arrière		Gas heated
		1	432 1605-25	Rear gable	Pignon arrière		Complete
		1	432 1606-01	Rear gable	Pignon arrière		MOP Complete
		1	432 1606-02	Rear gable	Pignon arrière		Complete
		1	432 1606-06	Rear gable	Pignon arrière		Gas Complete
		1	432 1607-01	Rear gable	Pignon arrière		MOP Complete
		1	432 1607-02	Rear gable	Pignon arrière		Without lubrication
		1	432 1607-04	Rear gable	Pignon arrière		DBS Level tube
1		432 1607-05	Rear gable	Pignon arrière		Level tube	
1		432 1607-07	Rear gable	Pignon arrière		DBS	
1		432 1608-01	Rear gable	Pignon arrière		MOP Complete	
1		432 1608-03	Rear gable	Pignon arrière		Without lubrication	
1		432 1608-07	Rear gable	Pignon arrière		Level tube	
3		1	432 1609-01	Rear gable	Pignon arrière		MOP Complete
	1	432 1609-04	Rear gable	Pignon arrière		Without lubrication	
	1	432 1609-07	Rear gable	Pignon arrière		Level tube	
	1	432 1609-51	Rear gable	Pignon arrière		MOP Complete	
	1	432 1609-52	Rear gable	Pignon arrière		Complete	
	1	432 1609-53	Rear gable	Pignon arrière		With level tube	
	1	432 1500-11	•Inner drum	•Intérieur du tambour		MOP Complete	
	1	432 1500-15	•Inner drum	•Intérieur du tambour		MOP	
	1	432 1501-01	•Inner drum	•Intérieur du tambour		MOP	
	1	432 1501-05	•Inner drum	•Intérieur du tambour		MOP	
	1	432 1502-01	•Inner drum	•Intérieur du tambour		DBS	
	1	432 1502-03	•Inner drum	•Intérieur du tambour		MOP	
1	432 1502-05	•Inner drum	•Intérieur du tambour		MOP		
1	432 1503-01	•Inner drum	•Intérieur du tambour		MOP		
1	432 1503-05	•Inner drum	•Intérieur du tambour		MOP		
1	432 1504-01	•Inner drum	•Intérieur du tambour		MOP		
1	432 1504-05	•Inner drum	•Intérieur du tambour		MOP		



EX718 Compass,EX725 Compass,EX730 Compass,EX745 Compass,EX760 Compass,EX777 Compass

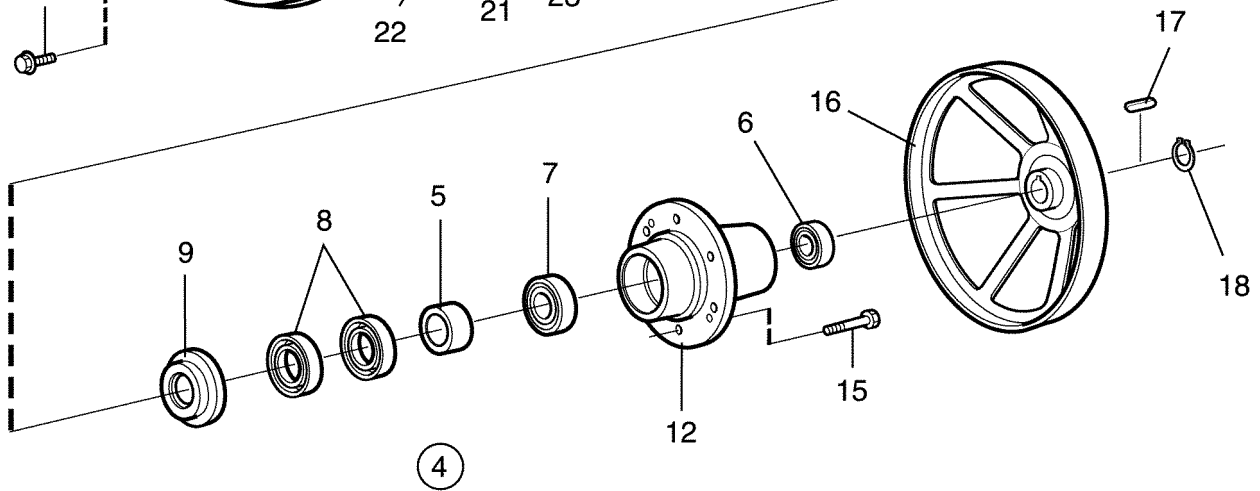
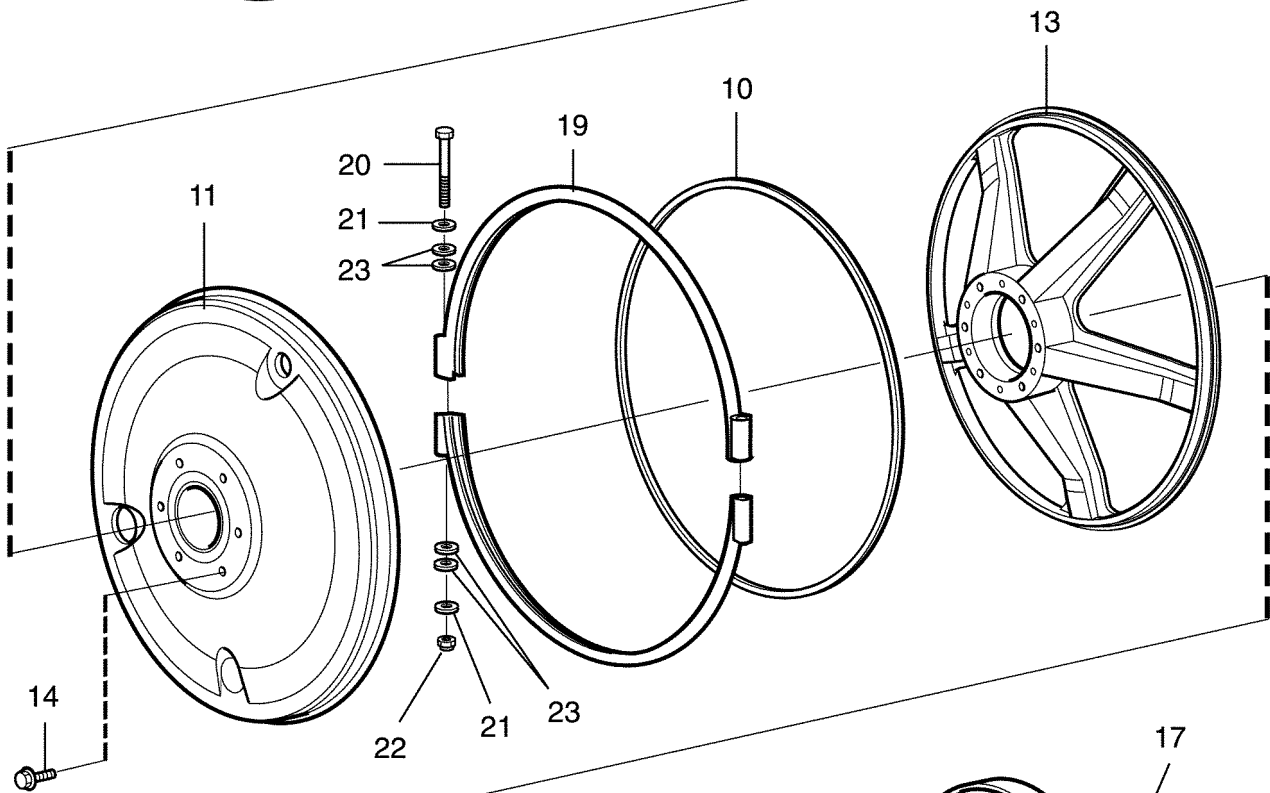
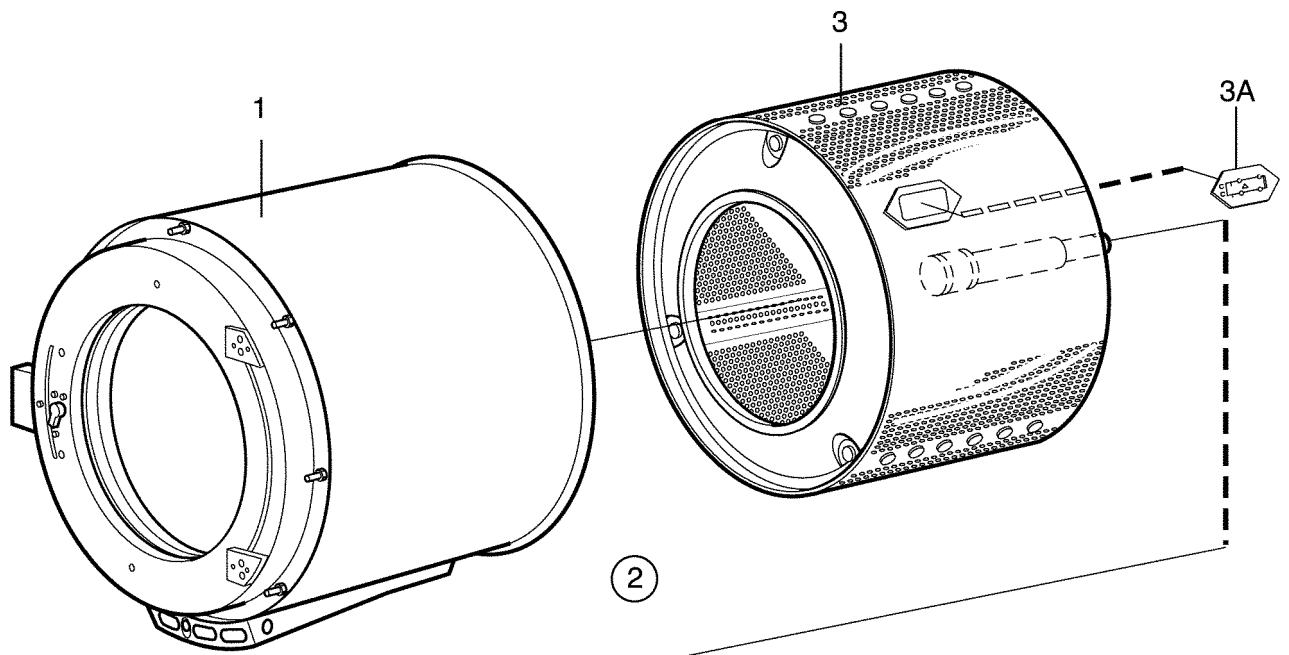
Drum, rear gable

Illustration Issue Month Year
Schéma Issue Month Year

Tambour, palier arrière

500281 1 4 2013

Item Article	Quantity Quantité	Art.No Réf. article	Description	Description	Info Info	Notes Remarques	
3A 4	EX718 Compass						MOP
	EX725 Compass						
	EX730 Compass						
	EX745 Compass						
	EX760 Compass						
	EX777 Compass						
		1	432 1504-41	•Inner drum	•Intérieur du tambour		
		1	432 1504-42	•Inner drum	•Intérieur du tambour		
		2	472 9768-01	••Door	••Porte		
		2	472 9913-12	•Repair kit	•Kit de reconditionnement		
		1	472 9913-13	•Repair kit	•Kit de reconditionnement		
		1	472 9913-17	•Repair kit	•Kit de reconditionnement		
		1	472 9913-18	•Repair kit	•Kit de reconditionnement		
		1	472 9913-19	•Repair kit	•Kit de reconditionnement		
		1	472 9913-64	•Repair kit	•Kit de reconditionnement		
	5	1		••Bushing	••Douille		
	6	1		••Ball bearing	••Roulement à billes		
	7	1		••Ball bearing	••Roulement à billes		
	8	2		••Sealing ring	••Bague d'étanchéité		
	9	1		••Sealing ring	••Bague d'étanchéité		
10	1	438 8155-01	••Seal	••Joint			
	1	438 8155-02	••Seal	••Joint			
	1	438 8155-03	••Seal	••Joint			
	1	438 8155-04	••Seal	••Joint			
	1	438 8155-05	••Seal	••Joint			
11	1	432 1545-01	•Lining	•Panneau de renfort			
	1	432 1655-01	•Lining	•Panneau de renfort	Gas		
	1	432 1546-01	•Lining	•Panneau de renfort			
	1	432 1656-01	•Lining	•Panneau de renfort	Gas		
	1	432 1547-01	•Lining	•Panneau de renfort			
	1	432 1548-01	•Lining	•Panneau de renfort			
12	1	432 1549-01	•Lining	•Panneau de renfort			
	1	432 1560-01	•Bearing housing	•Logement de palier			
	1	432 1561-01	•Bearing housing	•Logement de palier			
	1	432 1562-01	•Bearing housing	•Logement de palier			
	1	432 1563-01	•Bearing housing	•Logement de palier			
	1	432 1564-01	•Bearing housing	•Logement de palier			
13	1	432 1589-01	•Bearing housing	•Logement de palier			
	1	432 1540-01	•End piece	•Pignon			
	1	432 1541-01	•End piece	•Pignon			
	1	432 1542-01	•End piece	•Pignon			
	1	432 1543-01	•End piece	•Pignon			
	1	432 1544-01	•End piece	•Pignon			
14	6	471 8323-01	•Screw	•Vis	M6X12		
15	6	471 8328-02	•Screw	•Vis	M12X50		
16	1	432 1550-01	•Pulley	•Poulie			
	1	432 1551-01	•Pulley	•Poulie			
	1	432 1552-01	•Pulley	•Poulie			
	1	432 1553-01	•Pulley	•Poulie			
	1	432 1554-01	•Pulley	•Poulie			
17	1	735 9370-01	•Wedge	•Poulie courroie V	10x8x45		
	1	735 9501-01	•Wedge	•Cale	14x9x50		
	1	735 9630-01	•Wedge	•Cale	18x11x63		



EX718 Compass,EX725 Compass,EX730 Compass,EX745 Compass,EX760 Compass,EX777 Compass

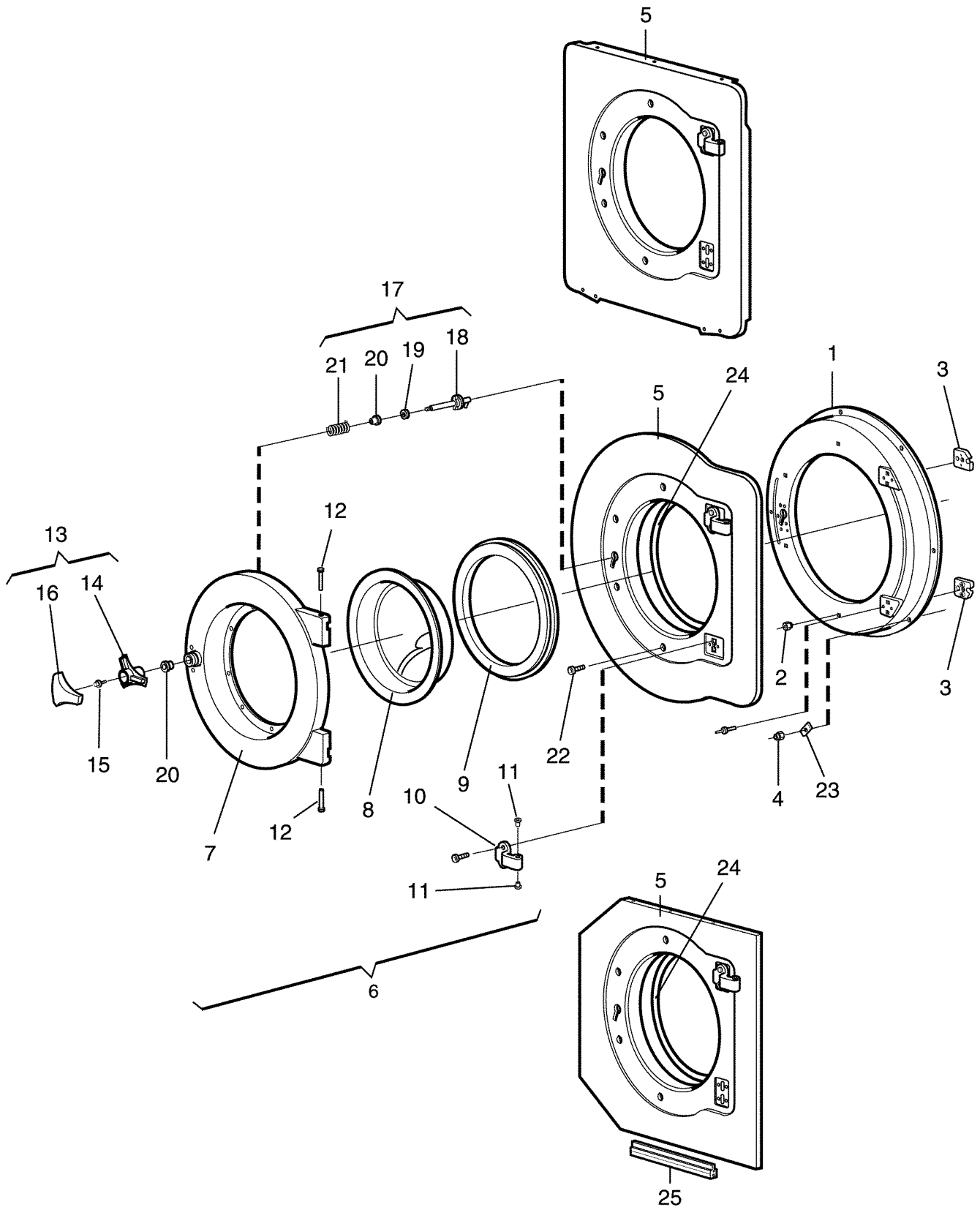
Drum, rear gable

Illustration Issue Month Year
Schéma Issue Month Year

Tambour, palier arrière

500281 1 4 2013

Item Article	Quantity Quantité	Art.No Réf. article	Description	Description	Info Info	Notes Remarques
			EX718 Compass			
			EX725 Compass			
			EX730 Compass			
			EX745 Compass			
			EX760 Compass			
			EX777 Compass			
18	1	735 3133-00	•C-clamp	•Presse à main		SGA35
	1	735 3139-00	•C-clamp	•Presse à main		SGA 45
	1	735 3144-00	•C-clamp	•Presse à main		SgA55
19	2	735 3147-00	•C-clamp	•Presse à main		SGA 60
	2	432 1565-01	Tension strap	Extenseur		
	2	432 1566-01	Tension strap	Extenseur		
	2	432 1567-01	Tension strap	Extenseur		
	2	432 1568-01	Tension strap	Extenseur		
	2	432 1569-01	Tension strap	Extenseur		
20	2	471 9222-59	Screw	Vis		M8X140
21	4	471 8502-14	Washer	Rondelle		BRB 8,4X17
22	2	732 2118-01	Locking nut	Contre-écrou		M8
23	Rq					Not used



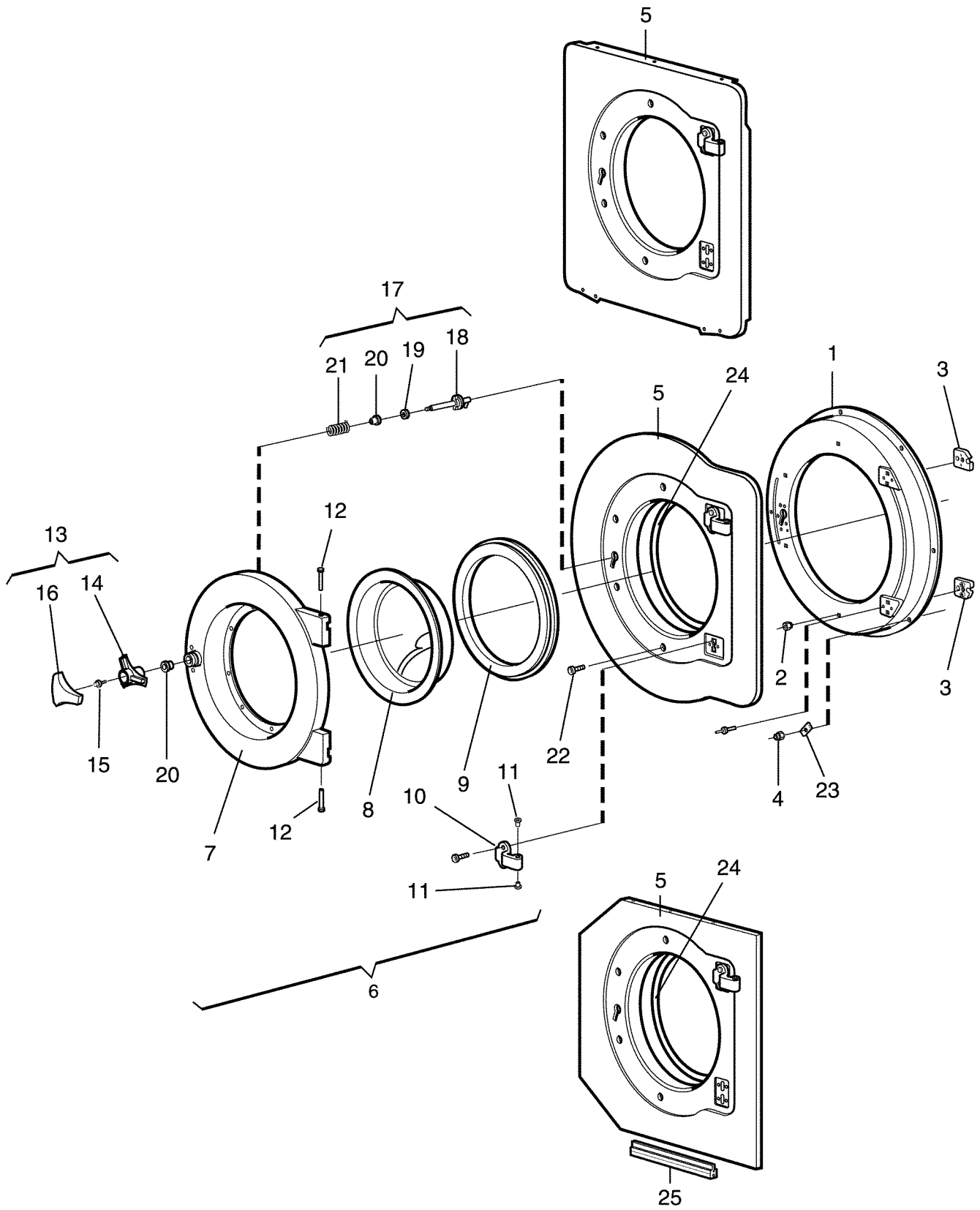
EX718 Compass,EX725 Compass,EX730 Compass,EX745 Compass,EX760 Compass,EX777 Compass

Door and hinged joint

Illustration Issue Month Year
Schéma Issue Month Year
500282 2 10 2014

Assemblage articulé et plaque

Item Article	Quantity Quantité					Art.No Réf. article	Description	Description	Info Info	Notes Remarques
	EX718 Compass									
	EX725 Compass									
	EX730 Compass									
	EX745 Compass									
	EX760 Compass,EX777 Compass									
1	1					432 1870-01	Support frame	Panneau de fixation		
		1				432 1871-01	Support frame	Panneau de fixation		
			1			432 1872-01	Support frame	Panneau de fixation		
				1		432 1873-01	Support frame	Panneau de fixation		
					1	432 1874-01	Support frame	Panneau de fixation		
2	4	4	4	4	4	471 8458-02	Nut	Écrou		M6
3	2	2	4	4	4	432 1951-01	•Bracket	•Support de montage		
4	9	9	11	11	11	471 8404-02	Locking nut	Contre-écrou		M6
5	1					432 1885-03	Trim panel	Panneau d'habillage		
	1					432 1885-11	Trim panel	Panneau d'habillage		Stainless
		1				432 1886-02	Trim panel	Panneau d'habillage		
			1			432 1886-11	Trim panel	Panneau d'habillage		Stainless
				1		432 1887-03	Trim panel	Panneau d'habillage		
					1	432 1887-04	Trim panel	Panneau d'habillage		With coin meter
					1	432 1887-11	Trim panel	Panneau d'habillage		Stainless
					1	432 1887-12	Trim panel	Panneau d'habillage		Stainless With coin meter
				1	1	432 1888-04	Trim panel	Panneau d'habillage		
				1	1	432 1888-05	Trim panel	Panneau d'habillage		With coin meter
				1	1	432 1888-11	Trim panel	Panneau d'habillage		Stainless
				1	1	432 1888-12	Trim panel	Panneau d'habillage		Stainless With coin meter
6	1					472 9953-01	Door	Porte		Complete
		1				472 9953-02	Door	Porte		Complete
			1			472 9953-03	Door	Porte		Complete
				1	1	472 9953-04	Door	Porte		Complete
				1	1	413 4312-02	Door	Porte		Complete Lagoon
7	1					•Door	•Door	•Porte		
		1				•Door	•Door	•Porte		
			1			•Door	•Door	•Porte		
				1	1	•Door	•Door	•Porte		
8	1					432 1855-01	•Door glass	•Vitre de la porte		
		1				432 1856-01	•Door glass	•Vitre de la porte		
			1			432 1857-01	•Door glass	•Vitre de la porte		
				1		432 1857-02	•Door glass	•Vitre de la porte		Lagoon/ AquaClean
				1	1	432 1858-01	•Door glass	•Vitre de la porte		
				1	1	432 1858-02	•Door glass	•Vitre de la porte		Lagoon/ AquaClean
9	1					432 1840-02	•Door gasket	•Joint de porte		Black
	1					432 1840-03	•Door gasket	•Joint de porte		Grey
		1				432 1841-02	•Door gasket	•Joint de porte		Black
			1			432 1841-04	•Door gasket	•Joint de porte		Grey
				1		432 1842-02	•Door gasket	•Joint de porte		Black
				1		432 1842-03	•Door gasket	•Joint de porte		Grey
					1	432 1843-02	•Door gasket	•Joint de porte		Black
					1	432 1843-04	•Door gasket	•Joint de porte		Grey
10	2	2	2	4	4	432 1950-02	•Hinged joint	•Charrière		
11	4	4	4	8	8	438 4062-01	•Bushing	•Douille		
12	2	2				432 1961-01	•Pin	•Goupille		
			2	2	2	432 1962-01	•Pin	•Goupille		
13	1	1	1	1	1	472 9957-01	•Knob	•Sélecteur rotatif		Complete
14	1	1	1	1	1	••Knob	••Sélecteur rotatif			Complete
15	1	1	1	1	1	725 2366-61	••Screw	••Vis		M6SF 6X12



EX718 Compass,EX725 Compass,EX730 Compass,EX745 Compass,EX760 Compass,EX777 Compass

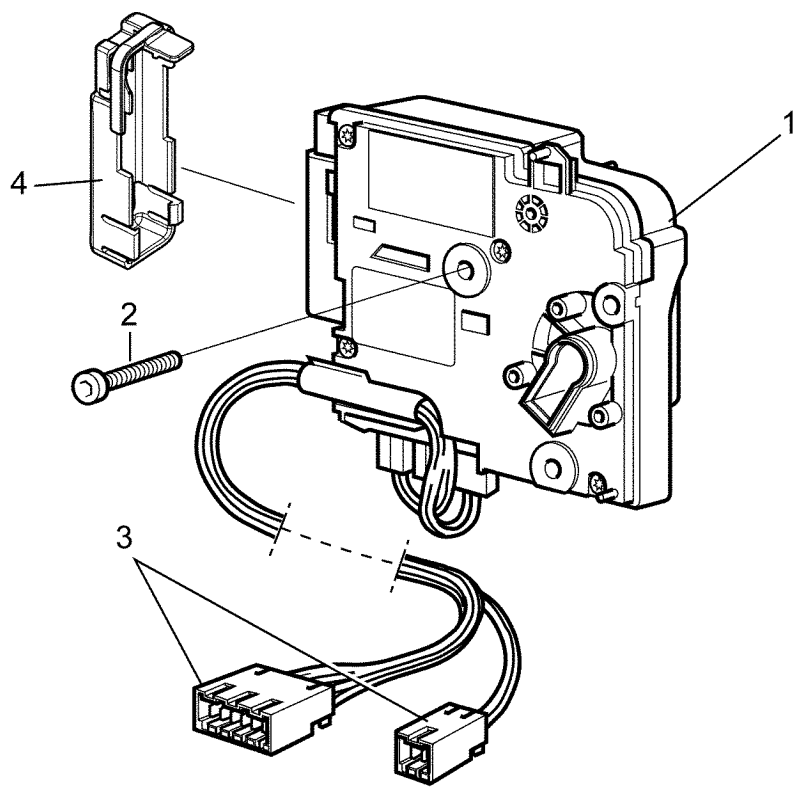
Door and hinged joint

Illustration Issue Month Year
Schéma Issue Month Year

Assemblage articulé et plaque

500282 2 10 2014

Item Article	Quantity Quantité					Art.No Réf. article	Description	Description	Info Info	Notes Remarques
	EX718 Compass									
	EX725 Compass									
	EX730 Compass									
	EX745 Compass									
	EX760 Compass,EX777 Compass									
16	1	1	1	1	1	432 2270-02	••Knob	••Sélecteur rotatif		Complete
17	1	1	1	1	1	472 9920-01	•Lock shaft	•Axe de verrouillage		
18	1	1	1	1	1		••Lock shaft	••Axe de verrouillage		
19	1	1	1	1	1		••Washer	••Rondelle		
20	2	2	2	2	2		••Bushing	••Douille		
21	1	1	1	1	1		••Torsion spring	••Ressort rotatif		
22	4	4	8	8	8	471 8344-36	Screw	Vis		
23			11	11	11	471 8527-01	Spring washer	Rondelle à ressort		
24	Rq	Rq	Rq	Rq	Rq					Not used
25	Rq	Rq	Rq	Rq	Rq					Not used



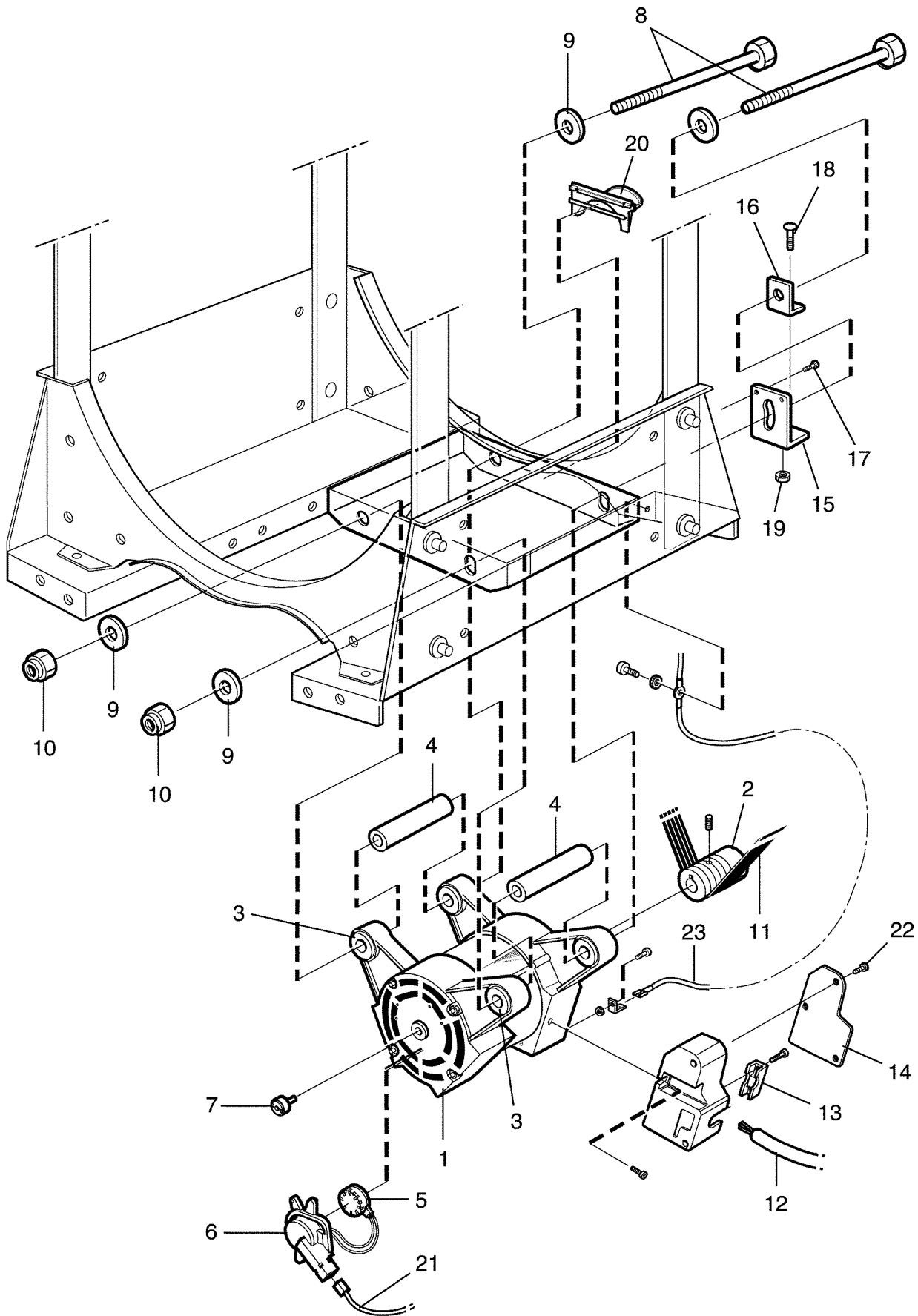
EX718 Compass,EX725 Compass,EX730 Compass,EX745 Compass,EX760 Compass,EX777 Compass

Door lock

Illustration Issue Month Year
Schéma Issue Month Year
500489 1 4 2013

Serrure de porte

Item Article	Quantity Quantité							Art.No Réf. article	Description	Description	Info Info	Notes Remarques
	EX718 Compass											
	EX725 Compass											
	EX730 Compass											
	EX745 Compass											
	EX760 Compass											
	EX777 Compass											
1	1	1	1	1	1	1	438 9561-01	Door locking device	Serrure de porte		Complete M6X25	
2	3	3	3	3	3	3	471 8342-47	Screw	Vis			
3	1						432 2905-27	Cable set	Jeu de câbles			
		1					432 2905-29	Cable set	Jeu de câbles			
			1				432 2905-31	Cable set	Jeu de câbles			
				1			432 2905-33	Cable set	Jeu de câbles			
					1	1	432 2905-35	Cable set	Jeu de câbles			
4	1	1					432 1982-01	Cover	Protection		Not used	
			1	1	1	1						



EX718 Compass,EX725 Compass,EX730 Compass,EX745 Compass,EX760 Compass,EX777 Compass

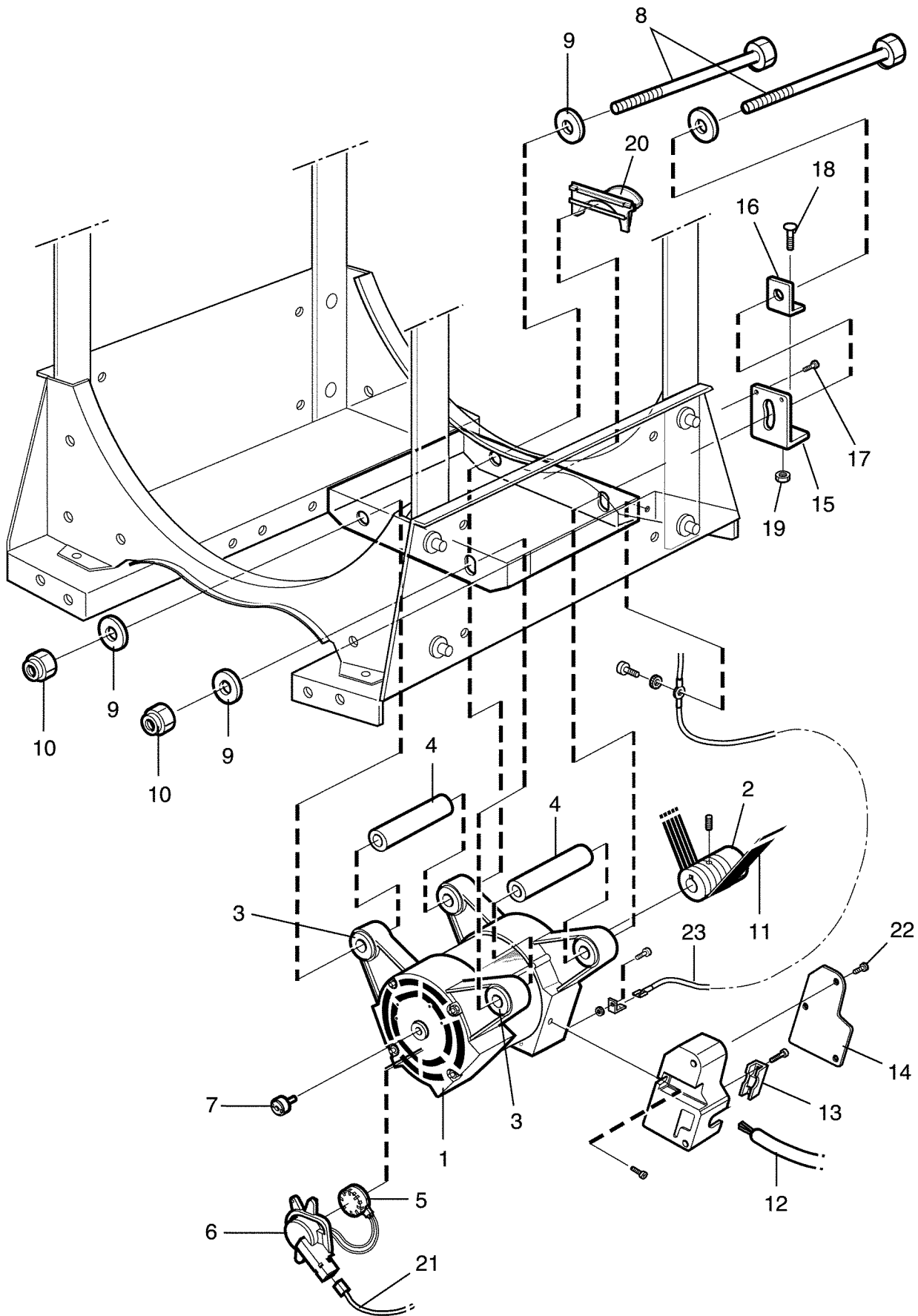
Motor

Illustration Issue Month Year
Schéma Issue Month Year

Moteur

500284 3 3 2014

Item Article	Quantity Quantité	Art.No Réf. article	Description	Description	Info Info	Notes Remarques
			EX718 Compass			
			EX725 Compass			
			EX730 Compass			
			EX745 Compass			
			EX760 Compass			
			EX777 Compass			
1	1	413 9701-31	Motor	Moteur		Complete
	1	438 9702-71	Motor	Moteur		Complete
	1	438 9703-21	Motor	Moteur		Complete
	1	438 9705-61	Motor	Moteur		Complete
	1	438 9705-71	Motor	Moteur		Complete
	1	438 9705-21	Motor	Moteur		Complete
2	1		•Pulley	•Poulie		
	1		•Pulley	•Poulie		
	1		•Pulley	•Poulie		
	1		•Pulley	•Poulie		
	1		•Pulley	•Poulie		
	1		•Pulley	•Poulie		
3	4	438 8172-01	•Rubber bushing	•Douille caoutchouc		
	4	438 8158-01	•Rubber bushing	•Douille caoutchouc		
	4	438 8158-02	•Rubber bushing	•Douille caoutchouc		
4	2	438 5124-05	•Pipe	•Tube		
	2	432 0641-01	•Pipe	•Tube		
5	1	471 8826-01	•Tacho sensor	•Tacho sensor		
6	1	432 1229-01	•Cover	•Couvercle		
7	1	471 8827-01	•Magnet	•Aimant		
8	2	471 8356-14	Screw	Vis		M8x190
	2	471 8356-05	Screw	Vis		M12x240
	2	471 8356-06	Screw	Vis		M12x260
	2	471 8356-08	Screw	Vis		M12X300
9	4	471 8502-14	Washer	Rondelle		BRB 8,4X17
	4	471 8502-10	Washer	Rondelle		12x35
	4	471 8502-00	Washer	Rondelle		
	4	471 8502-10	Washer	Rondelle		12x35
	4	734 1178-01	Washer	Rondelle		BRB 13X24
10	2	732 2118-01	Locking nut	Contre-écrou		M8
	2	732 2122-01	Locking nut	Contre-écrou		M12
11	1	471 7711-13	Ribbed belt	Courroie poly V		
	1	471 7711-07	Ribbed belt	Courroie poly V		
	1	471 7711-12	Ribbed belt	Courroie poly V		
	1	471 7705-02	Ribbed belt	Courroie poly V		
	1	471 7705-03	Ribbed belt	Courroie poly V		
12	1	432 2990-01	Cable set	Jeu de câbles		
	1	432 2990-02	Cable set	Jeu de câbles		
	1	432 2991-01	Cable set	Jeu de câbles		
13	1	438 9799-02	Clamp	Attache		
14	1	438 9799-03	Cover	Couvercle		
15	Rq					Not used
16	Rq	432 1454-01	Belt tensioner	Tendeur de courroie		Not used
17	Rq	432 1455-01	Washer	Rondelle		
18	Rq	471 8342-23	Screw	Vis		Not used MRT-TT 5X10
19	Rq	471 8322-03	Screw	Vis		Not used M8X50
20	Rq	732 2118-01	Locking nut	Contre-écrou		Not used M8
	Rq	432 1473-01	Drip guard	Lèche-goutte		Not used



EX718 Compass,EX725 Compass,EX730 Compass,EX745 Compass,EX760 Compass,EX777 Compass

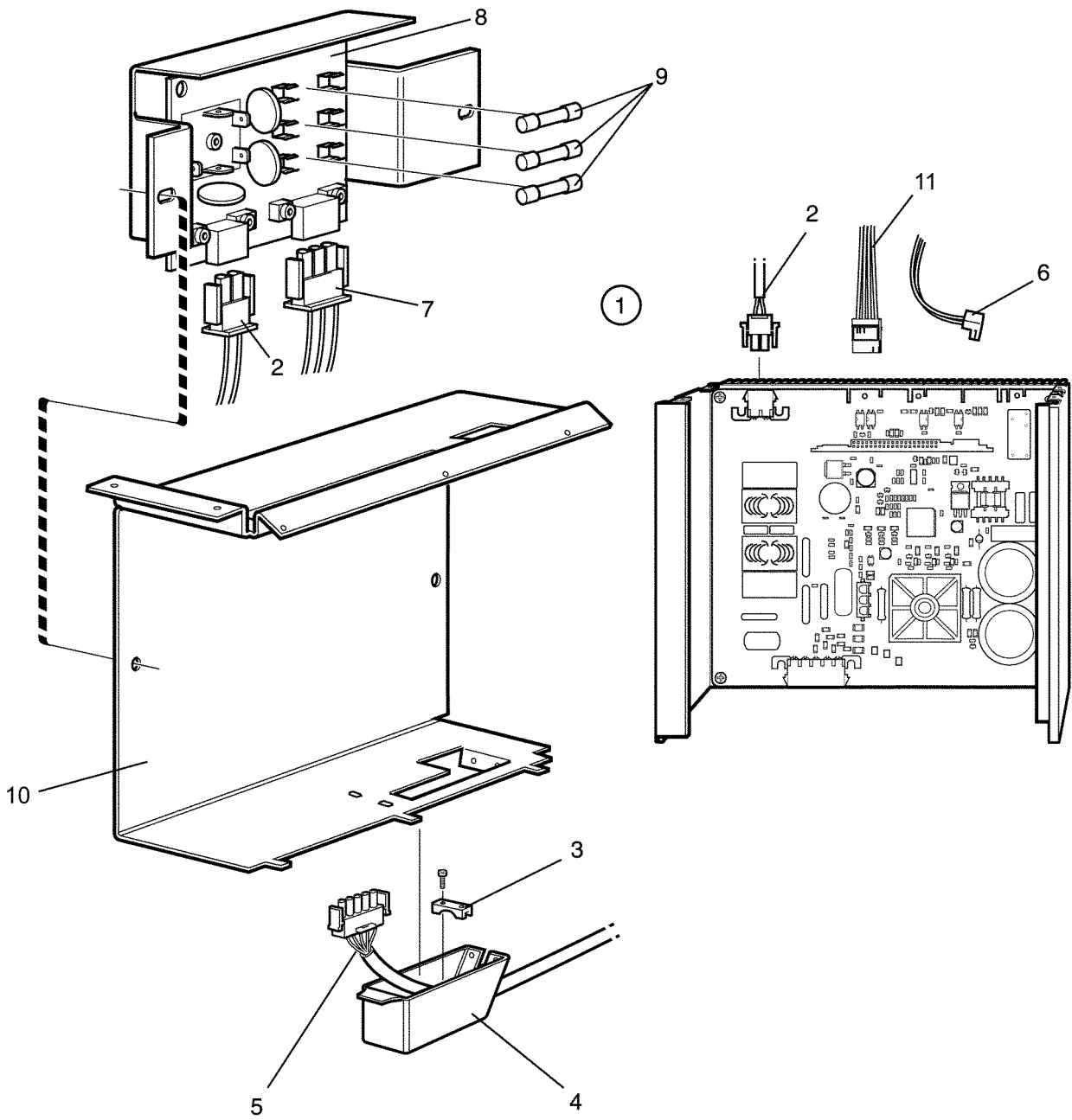
Motor

Illustration Issue Month Year
Schéma Issue Month Year

Moteur

500284 3 3 2014

Item Article	Quantity Quantité							Art.No Réf. article	Description	Description	Info Info	Notes Remarques
	EX718 Compass											
	EX725 Compass											
	EX730 Compass											
	EX745 Compass											
	EX760 Compass											
	EX777 Compass											
21	1	1	1	1	1	1		Cable set	Jeu de câbles		See illustr. 500489	
22	3	3	3	3	3	3	471 8342-13	Screw	Vis		MRT-TT 4X10	
23	1	1					432 2983-01	Cable set	Jeu de câbles		Main switch	
			1	1	1	1	432 2983-02	Cable set	Jeu de câbles		Main switch	



EX718 Compass,EX725 Compass,EX730 Compass,EX745 Compass,EX760 Compass,EX777 Compass

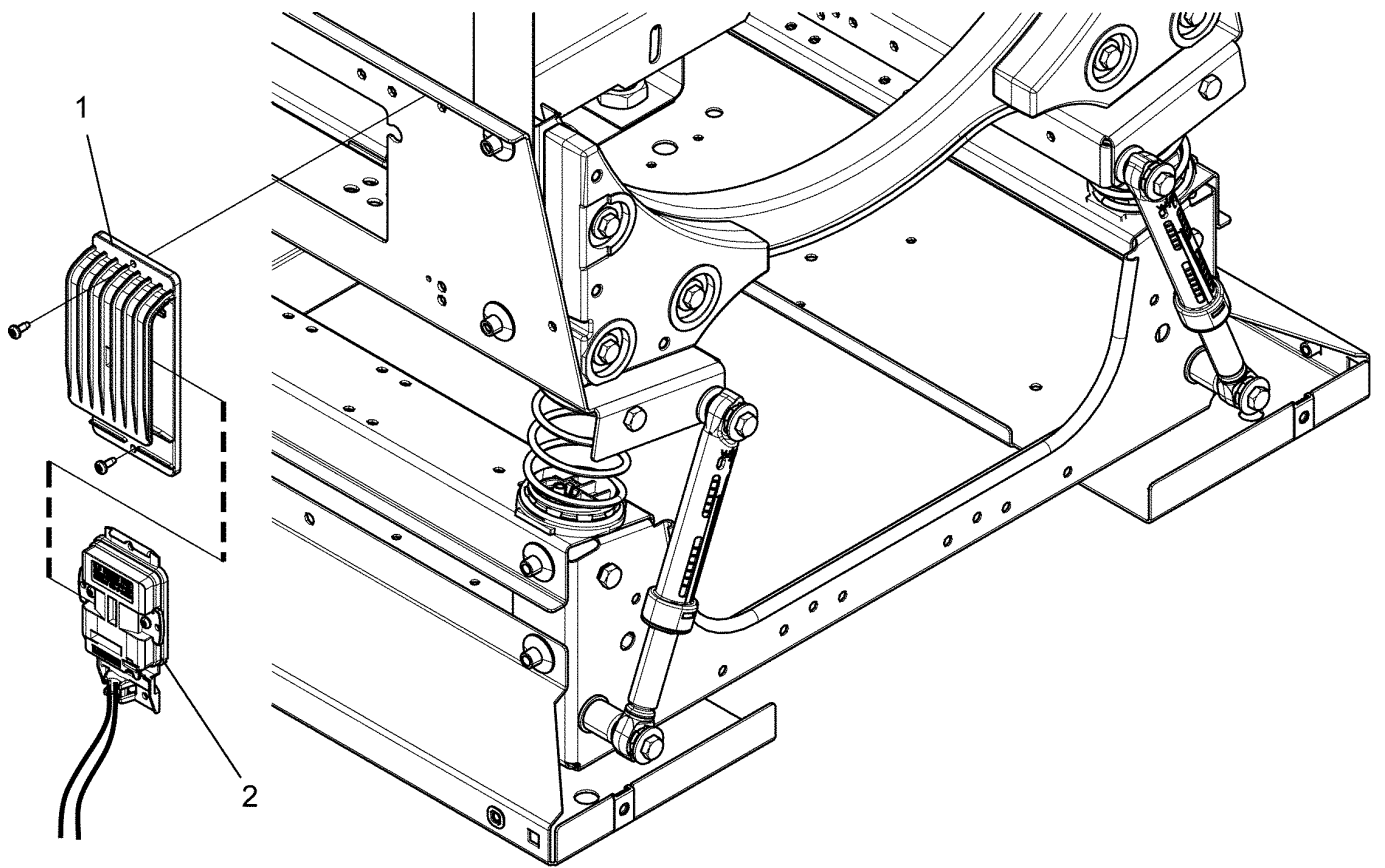
Motor control unit

Illustration Issue Month Year
Schéma Issue Month Year

Variateur de vitesse

500285 1 4 2013

Item Article	Quantity Quantité		Art.No Réf. article	Description	Description	Info Info	Notes Remarques
	EX718 Compass						
	EX725 Compass						
	EX730 Compass						
	EX745 Compass						
	EX760 Compass						
	EX777 Compass						
1	1	1	472 9929-31	Motor control unit	Variateur de vitesse		200-240V
	1	1	472 9929-32	Motor control unit	Variateur de vitesse		200-240V Japan/TW
		1	472 9929-41	Motor control unit	Variateur de vitesse		200-240V
2	1	1	472 9929-51	Motor control unit	Variateur de vitesse		200-240V
	1	1	413 2918-01	•Cable set	•Jeu de câbles		2-pole 10A
	1	1	413 2918-02	•Cable set	•Jeu de câbles		2-pole Trafo and choke 10A
	1	1	413 2918-09	•Cable set	•Jeu de câbles		2-pole Japan/TW 10A
		1	413 2918-03	•Cable set	•Jeu de câbles		2-pole 16A
		1	413 2918-04	•Cable set	•Jeu de câbles		2-pole Trafo and choke 16A
		1	413 2918-07	•Cable set	•Jeu de câbles		2-pole Japan/TW 16A
		1	413 2918-05	•Cable set	•Jeu de câbles		4-pole 20A
		1	413 2918-06	•Cable set	•Jeu de câbles		4-pole Trafo and choke 20A
		1	413 2918-08	•Cable set	•Jeu de câbles		4-pole Japan/TW 20A
3	1	1	438 9799-12	Clamp	Attache		
4	1	1	438 9799-01	Cover	Couvercle		
5				Cable set	Jeu de câbles		See motor
6	1		413 3084-10	Cable set	Jeu de câbles		P-bus-X302
		1	413 3084-21	Cable set	Jeu de câbles		P-bus-X302
		1	413 3084-22	Cable set	Jeu de câbles		P-bus-X302
		1	413 3084-23	Cable set	Jeu de câbles		P-bus-X302
		1	413 3084-24	Cable set	Jeu de câbles		P-bus-X302
7	1	1	432 2961-01	Cable set	Jeu de câbles		3AC
8	1	1	438 8774-02	Printed circuit board	Carte circuit		
9	3	3	471 8768-02	Fuse	Porte-fusible		15A
10	1	1	472 9938-01	Cover	Protection		
		1	472 9938-02	Cover	Protection		
		1	472 9938-03	Cover	Protection		
11	1		413 3276-07	Cable set	Jeu de câbles		M-COM
		1	413 3276-08	Cable set	Jeu de câbles		M-COM
		1	413 3276-11	Cable set	Jeu de câbles		M-COM
		1	413 3276-09	Cable set	Jeu de câbles		M-COM



EX718 Compass,EX725 Compass,EX730 Compass,EX745 Compass,EX760 Compass,EX777 Compass

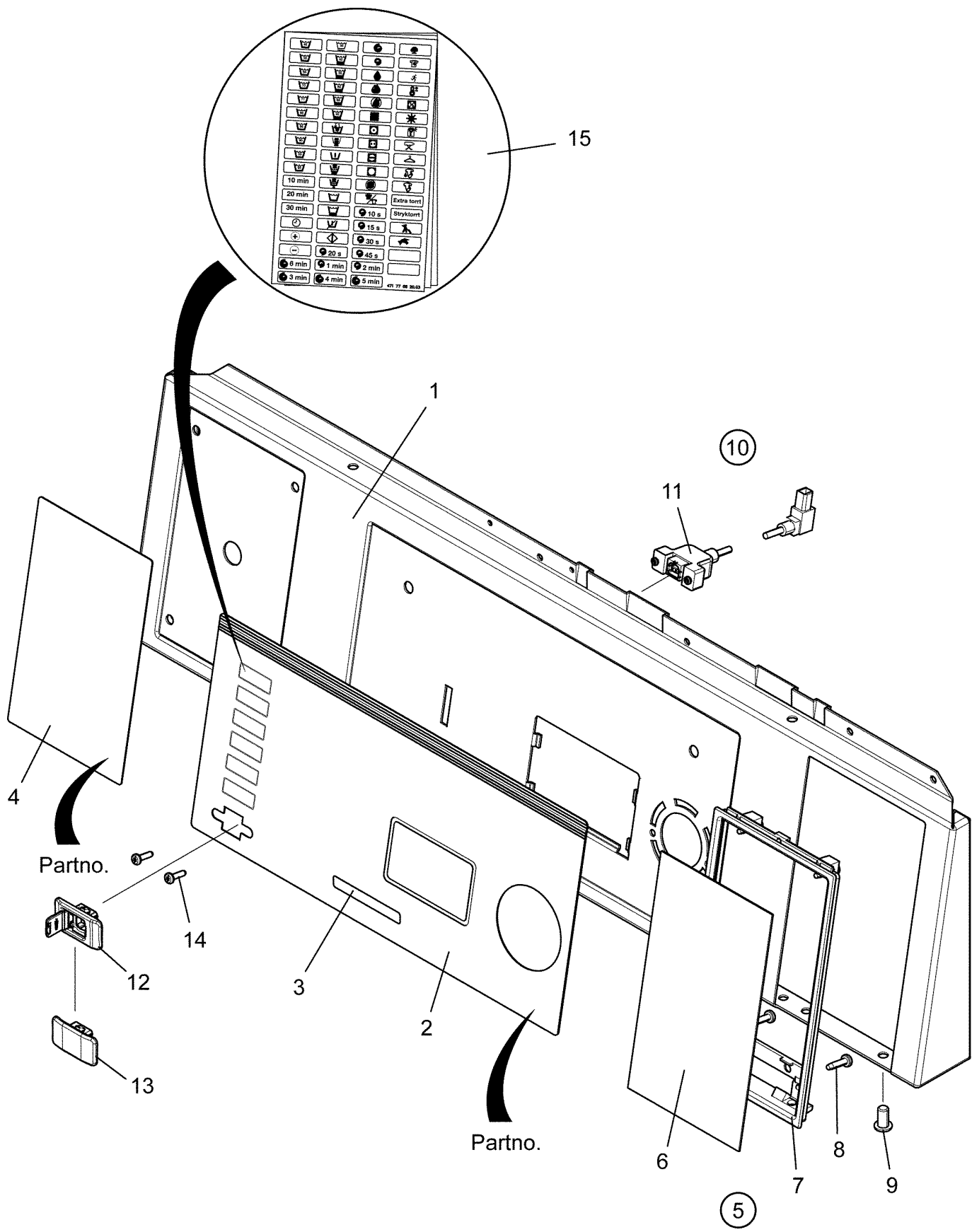
Power balance unit

Illustration Issue Month Year
Schéma Issue Month Year

Power balance unit

500361 2 8 2013

Item Article	Qua. Qua.	Art.No Réf. article	Description	Description	Info Info	Notes Remarques
1	1	413 1221-01	Bracket	Pièce de retenue		
2	1	432 6937-01	I/O module	I/O module		Type 6



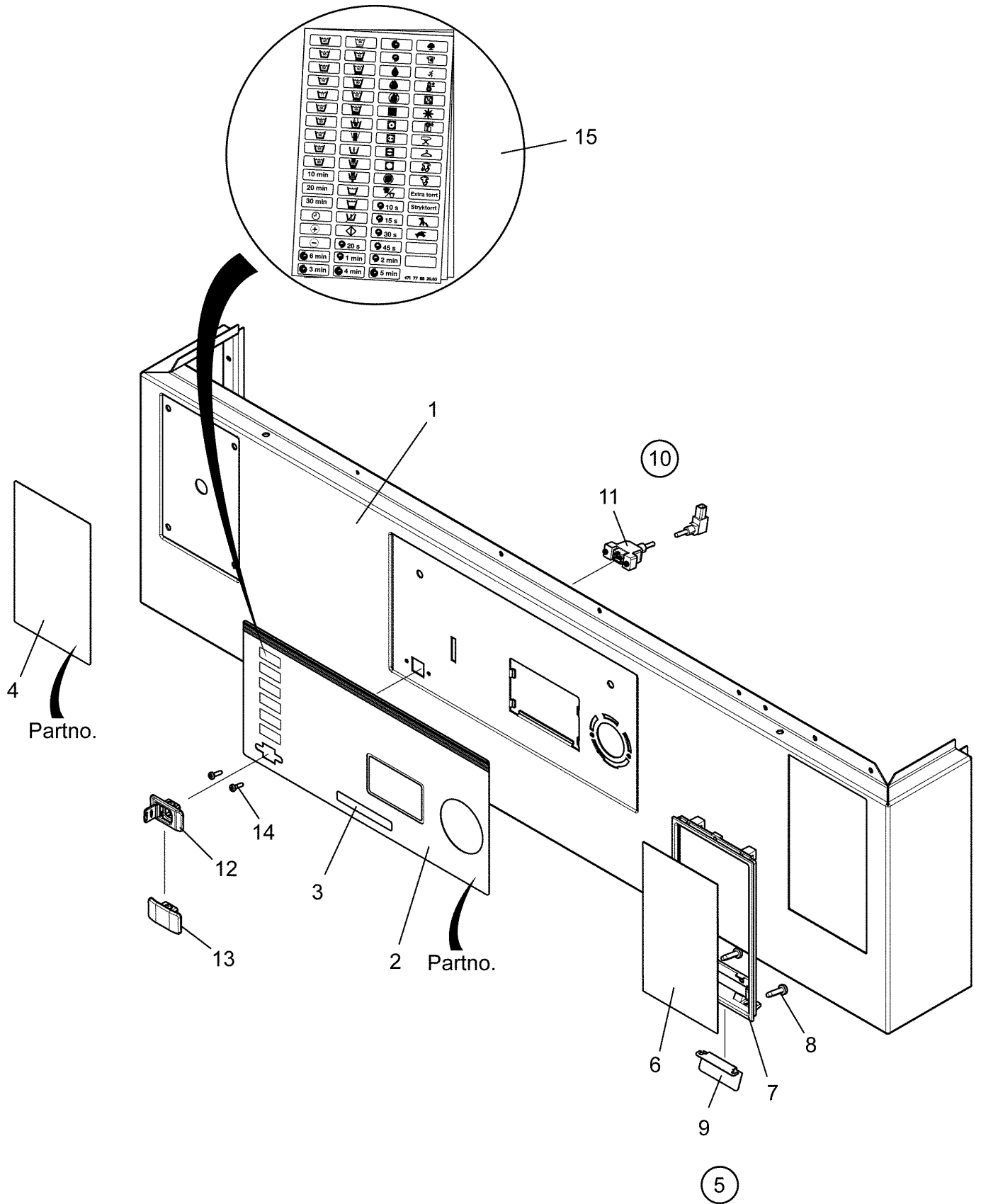
EX718 Compass,EX725 Compass

Control panel

Pupitre de commande

Illustration Issue Month Year
Schéma Issue Month Year
500371 1 4 2013

Item Article	Quantity Quantité	Art.No Réf. article	Description	Description	Info Info	Notes Remarques
			EX718 Compass			
			EX725 Compass			
1	1	432 2361-01	Front panel	Bandeau		
2	1	432 2362-01	Front panel	Bandeau		
			Panel sign	Plastron		Check sign for correct part number
	1	472 5797-10	Panel sign	Plastron		
	1	472 5797-12	Panel sign	Plastron		
	1	472 5797-13	Panel sign	Plastron		
	1	472 5797-30	Panel sign	Plastron		
	1	472 5797-35	Panel sign	Plastron		
	1	472 5797-40	Panel sign	Plastron		
	1	472 5797-80	Panel sign	Plastron		
	1	472 5797-50	Panel sign	Plastron		Coin Wascomat
	1	472 5797-51	Panel sign	Plastron		OPL Wascomat
3	1	413 2621-01	Type plate	Numéro série plaque		W575H
	1	413 2621-02	Type plate	Numéro série plaque		W575H LE
	1	413 2623-02	Type plate	Numéro série plaque		W575H Wool
	1	413 2631-16	Type plate	Numéro série plaque		EX718co
	1	413 2631-18	Type plate	Numéro série plaque		EX718cc
	1	413 2623-01	Type plate	Numéro série plaque		W5105H
	1	413 2631-19	Type plate	Numéro série plaque		EX725co
	1	413 2631-21	Type plate	Numéro série plaque		EX725cc
4			Instruction plate	Plaque instruction utilisation		Check sign for correct part number
	1	432 2653-10	Instruction plate	Plaque instruction utilisation		
	1	432 2653-11	Instruction plate	Plaque instruction utilisation		
	1	432 2653-12	Instruction plate	Plaque instruction utilisation		
	1	432 2653-14	Instruction plate	Plaque instruction utilisation		
	1	432 2653-15	Instruction plate	Plaque instruction utilisation		
	1	432 2653-30	Instruction plate	Plaque instruction utilisation		
	1	432 2653-31	Instruction plate	Plaque instruction utilisation		
	1	432 2653-80	Instruction plate	Plaque instruction utilisation		
5	1	472 9955-07	Cover plates	Plaques de recouvrement		Kit compl.
6	1		•Cover plate	•Plaque recouvrement		
7	1		•Frame	•Châssis		
8	4		•Screw	•Vis		
9	2		•Screw	•Vis		
10	1	472 9956-03	Cable	Câble		USB Kit
11	1	413 2936-01	•Cable	•Câble		USB
12	1	472 9956-01	•Cover	•Protection		Kit
13	1	472 9956-02	•Blind plug	•Écrou borgne		Kit
14	2	471 8340-13	Screw	Vis		RTS 3,5X13
15	1	472 9940-02	Stickers kit	Stickers kit		
	1	472 9940-04	Stickers kit	Stickers kit		Japan



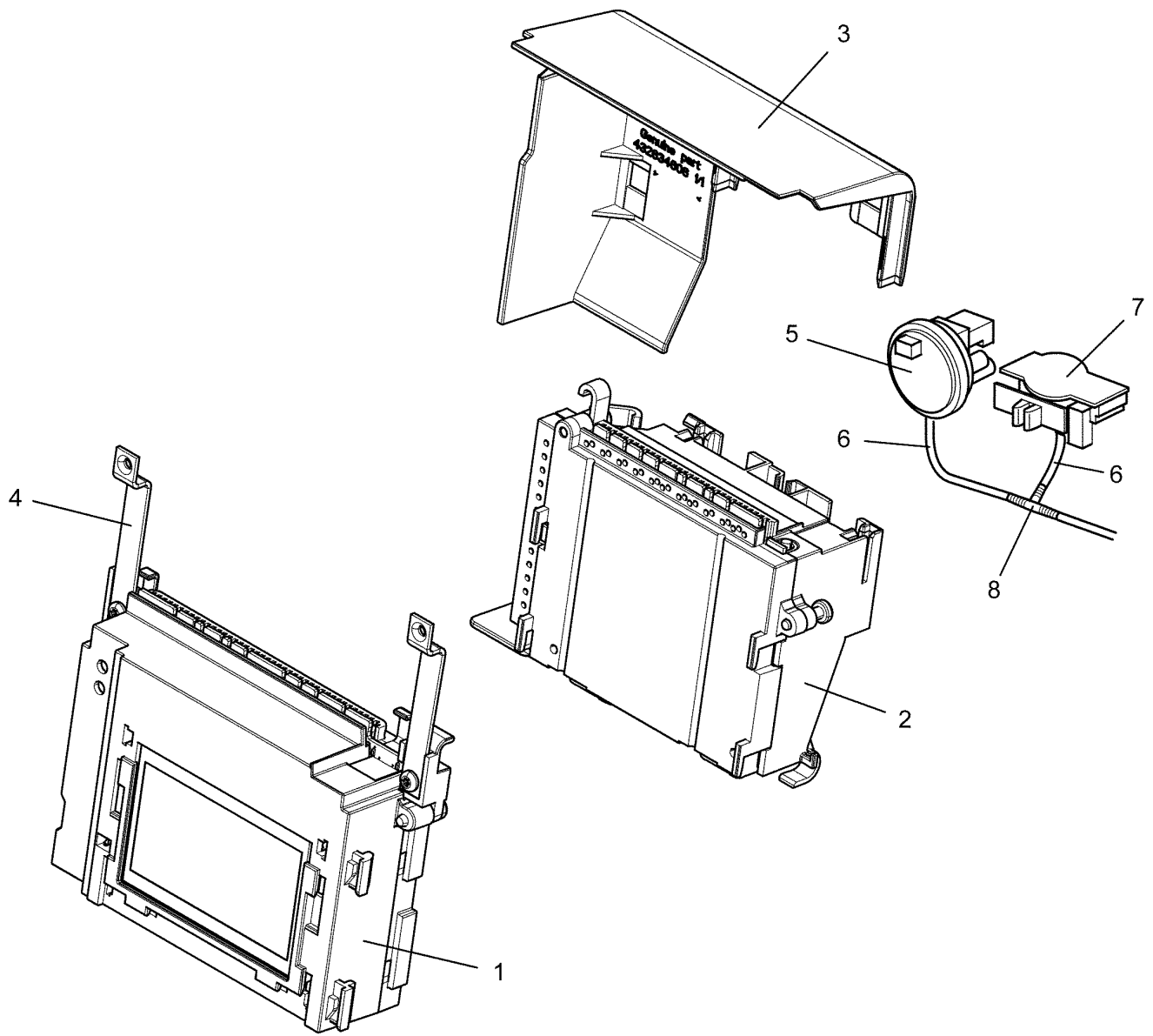
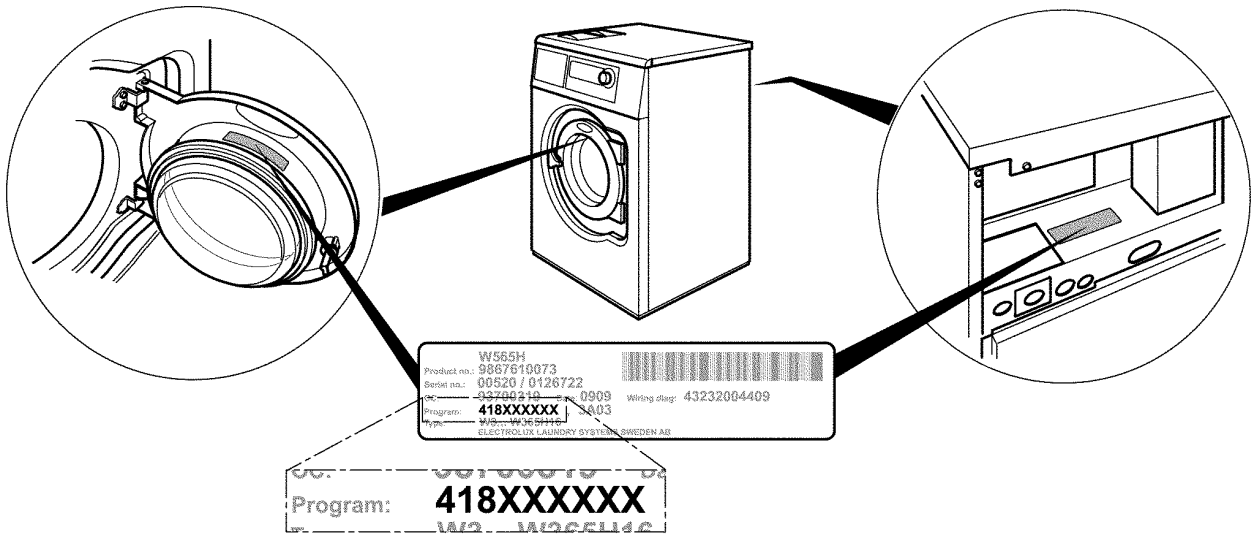
EX730 Compass,EX745 Compass,EX760 Compass,EX777 Compass

Control panel

Pupitre de commande

Illustration Issue Month Year
Schéma Issue Month Year
500372 1 4 2013

Item Article	Quantity Quantité	Art.No Réf. article	Description	Description	Info Info	Notes Remarques
			EX730 Compass			
			EX745 Compass			
			EX760 Compass			
			EX777 Compass			
1	1	432 2366-01	Front panel	Bandeau		
	1	432 2367-01	Front panel	Bandeau		
2	1	432 2368-01	Front panel	Bandeau		
			Panel sign	Plastron		Check sign for correct part number
	1	472 5797-10	Panel sign	Plastron		
	1	472 5797-12	Panel sign	Plastron		
	1	472 5797-13	Panel sign	Plastron		
	1	472 5797-30	Panel sign	Plastron		
	1	472 5797-35	Panel sign	Plastron		
	1	472 5797-40	Panel sign	Plastron		
	1	472 5797-80	Panel sign	Plastron		
	1	472 5797-50	Panel sign	Plastron		
	1	472 5797-51	Panel sign	Plastron		
3	1	413 2624-01	Type plate	Numéro série plaque		Coin Wascomat
	1	413 2624-02	Type plate	Numéro série plaque		OPL Wascomat
	1	413 2631-22	Type plate	Numéro série plaque		W5130H
	1	413 2631-24	Type plate	Numéro série plaque		W5130H Wool
	1	413 2625-04	Type plate	Numéro série plaque		EX730co
	1	413 2625-02	Type plate	Numéro série plaque		EX730cc
	1	413 2631-30	Type plate	Numéro série plaque		W5180H
	1	413 2631-31	Type plate	Numéro série plaque		W5180H Wool
	1	413 2631-31	Type plate	Numéro série plaque		EX745co
	1	413 2631-31	Type plate	Numéro série plaque		EX745cc
	1	413 2627-01	Type plate	Numéro série plaque		W5240H
	1	413 2627-02	Type plate	Numéro série plaque		W5240H Wool
	1	413 2631-38	Type plate	Numéro série plaque		EX760co
	1	413 2631-39	Type plate	Numéro série plaque		EX760cc
	1	413 2628-01	Type plate	Numéro série plaque		W5300H
	1	413 2628-02	Type plate	Numéro série plaque		W5300H Wool
	1	413 2631-46	Type plate	Numéro série plaque		EX777co
	1	413 2631-47	Type plate	Numéro série plaque		EX777cc
4			Instruction plate	Plaque instruction utilisation		Check sign for correct part number
	1	432 2653-10	Instruction plate	Plaque instruction utilisation		
	1	432 2653-11	Instruction plate	Plaque instruction utilisation		
	1	432 2653-12	Instruction plate	Plaque instruction utilisation		
	1	432 2653-14	Instruction plate	Plaque instruction utilisation		
	1	432 2653-15	Instruction plate	Plaque instruction utilisation		
	1	432 2653-30	Instruction plate	Plaque instruction utilisation		
	1	432 2653-31	Instruction plate	Plaque instruction utilisation		
	1	432 2653-80	Instruction plate	Plaque instruction utilisation		
5	1	472 9955-07	Cover plates	Plaques de recouvrement		Kit compl.
6	1		•Cover plate	•Plaque recouvrement		
7	1		•Frame	•Châssis		
8	4		•Screw	•Vis		
9	1		•Mounting plate	•Plaque de montage		
10	1	472 9956-03	Cable	Câble		USB Kit
11	1	413 2936-01	•Cable	•Câble		USB
12	1	472 9956-01	•Cover	•Protection		Kit
13	1	472 9956-02	•Blind plug	•Écrou borgne		Kit
14	2	471 8340-13	Screw	Vis		RTS 3,5X13
15	1	472 9940-02	Stickers kit	Stickers kit		
	1	472 9940-04	Stickers kit	Stickers kit		Japan



EX718 Compass,EX725 Compass,EX730 Compass,EX745 Compass,EX760 Compass,EX777 Compass

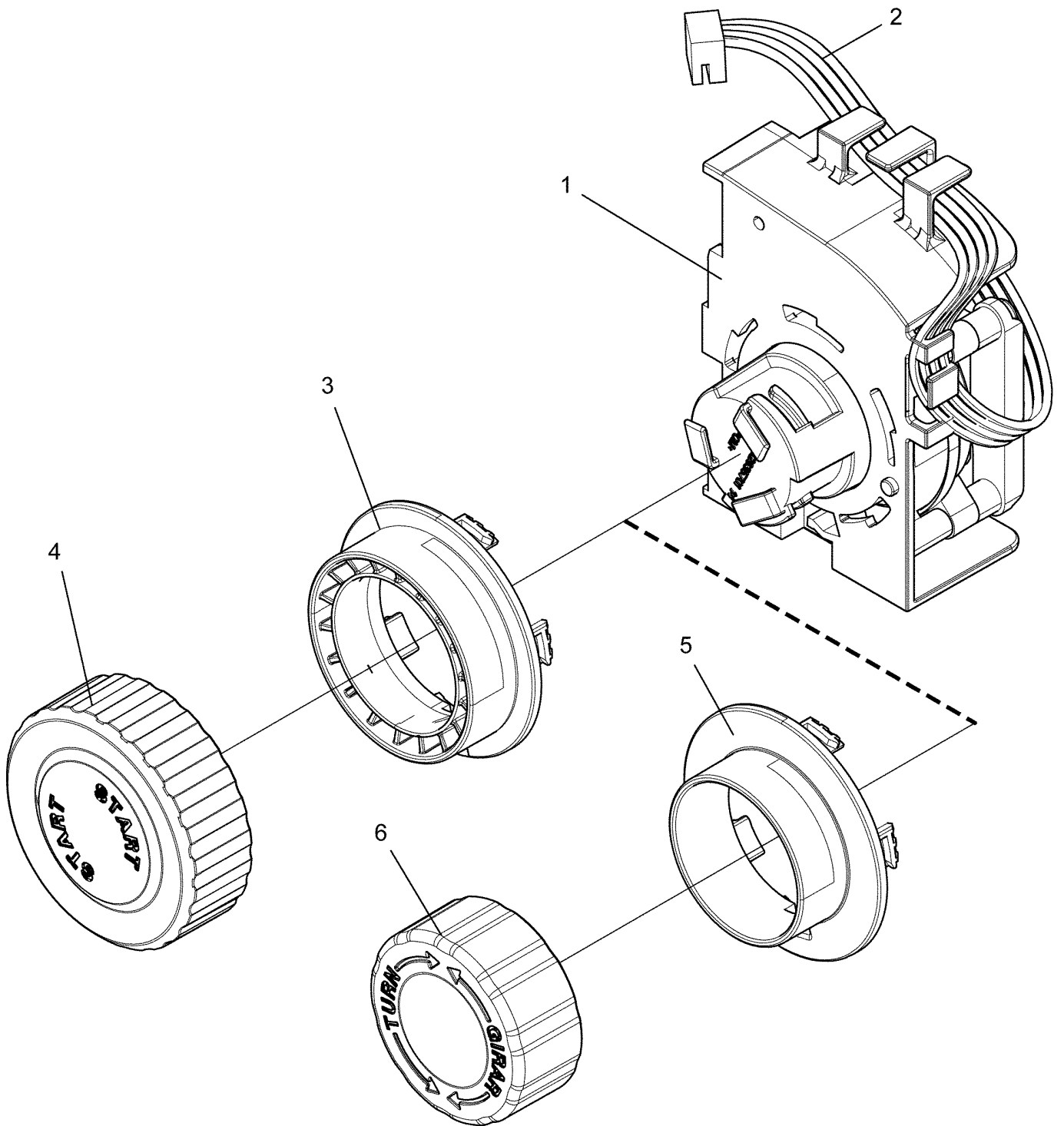
CPU

Illustration Issue Month Year
Schéma Issue Month Year

CPU

500231 1 4 2013

Item Article	Qua. Qua.	Art.No Réf. article	Description	Description	Info Info	Notes Remarques
1	1	432 6820-02	CPU	CPU		Without software. Software available on website
2	1	432 6809-01	I/O module	I/O module		Type 10
3	1	432 6346-06	Cover	Protection		
4	2	432 6353-02	Ground terminal	Borne de terre		
5	1	471 8861-03	Level guard	Limiteur de niveau		
6	2	471 2442-41	Hose	Flexible		L=70
7	1	471 8863-02	Level guard	Limiteur de niveau		
8	1	471 2265-69	T-pipe	Tube en T		



EX718 Compass,EX725 Compass,EX730 Compass,EX745 Compass,EX760 Compass,EX777 Compass

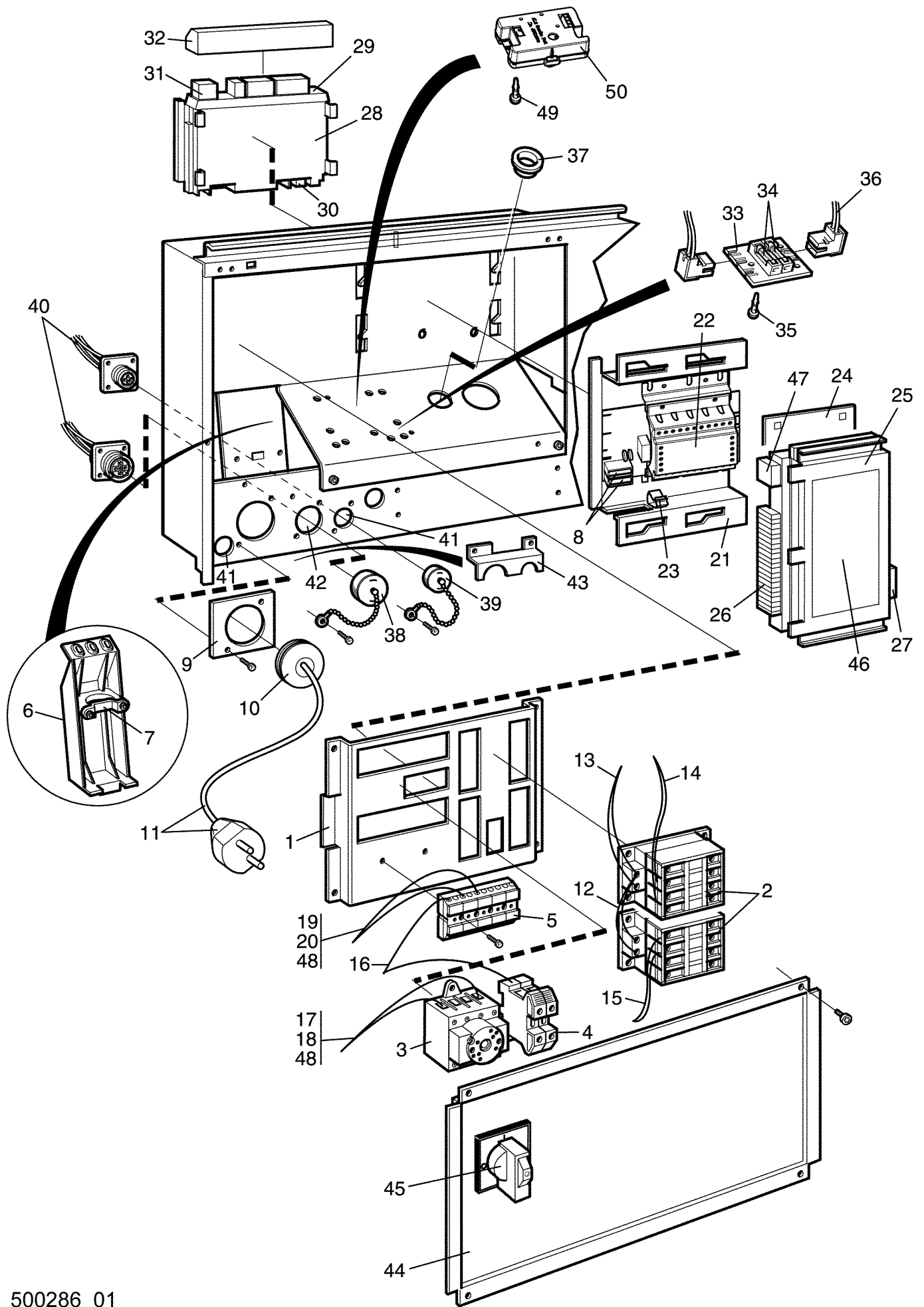
Program selector

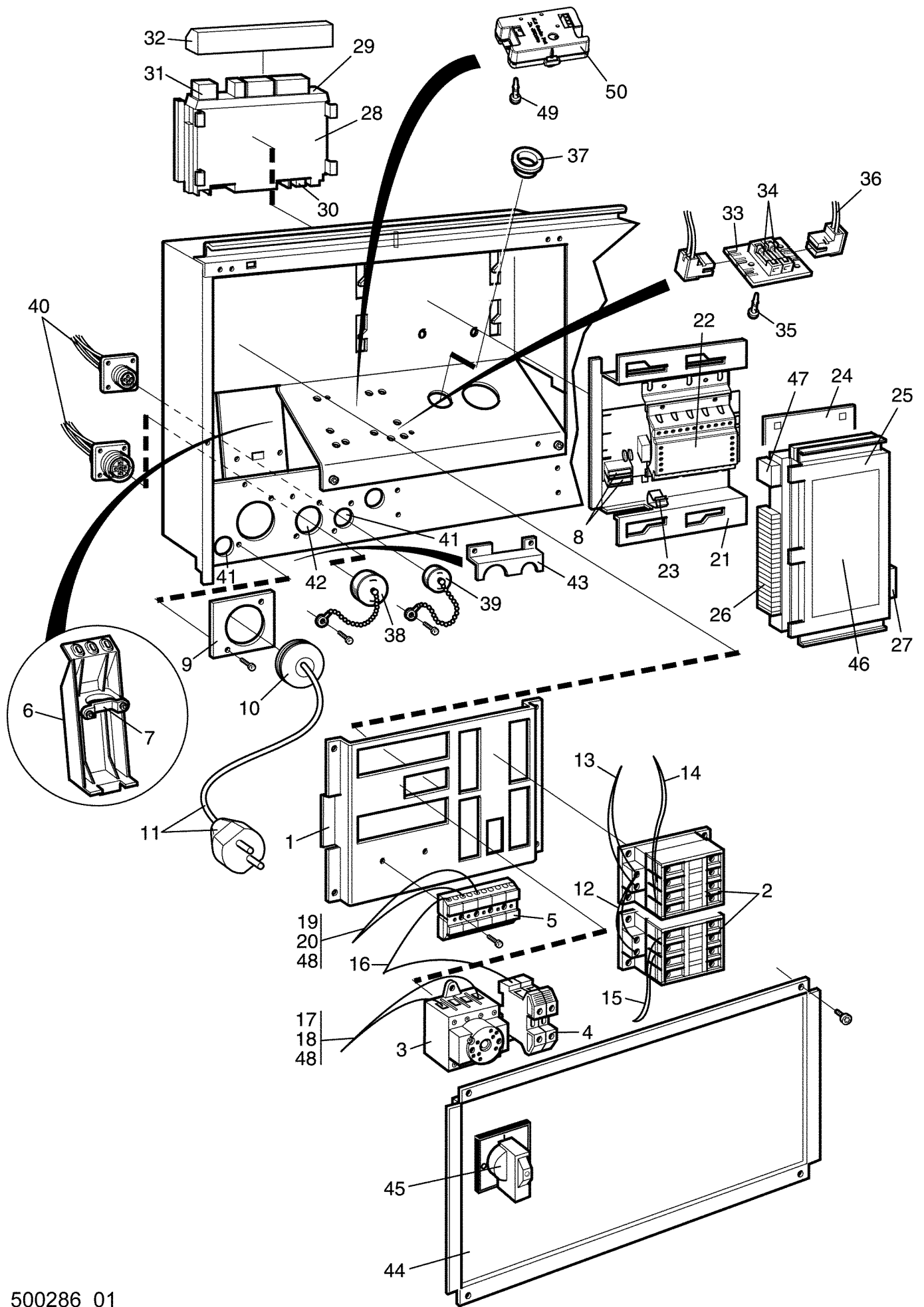
Illustration Issue Month Year
Schéma Issue Month Year

Commutateur rotatif

500323 1 4 2013

Item Article	Qua. Qua.	Art.No Réf. article	Description	Description	Info Info	Notes Remarques
1	1	432 6810-02	Program selector	Commutateur rotatif		Complete
2	1	413 3274-20	Cable set	Jeu de câbles		4-pole
3	1	432 6356-01	Cover	Couvercle		
4	1	432 6355-02	Knob	Sélecteur rotatif		
5	1	432 6373-01	Cover	Couvercle		Wascomat
6	1	432 6372-01	Knob	Sélecteur rotatif		Wascomat





EX718 Compass,EX725 Compass,EX730 Compass,EX745 Compass,EX760 Compass,EX777 Compass

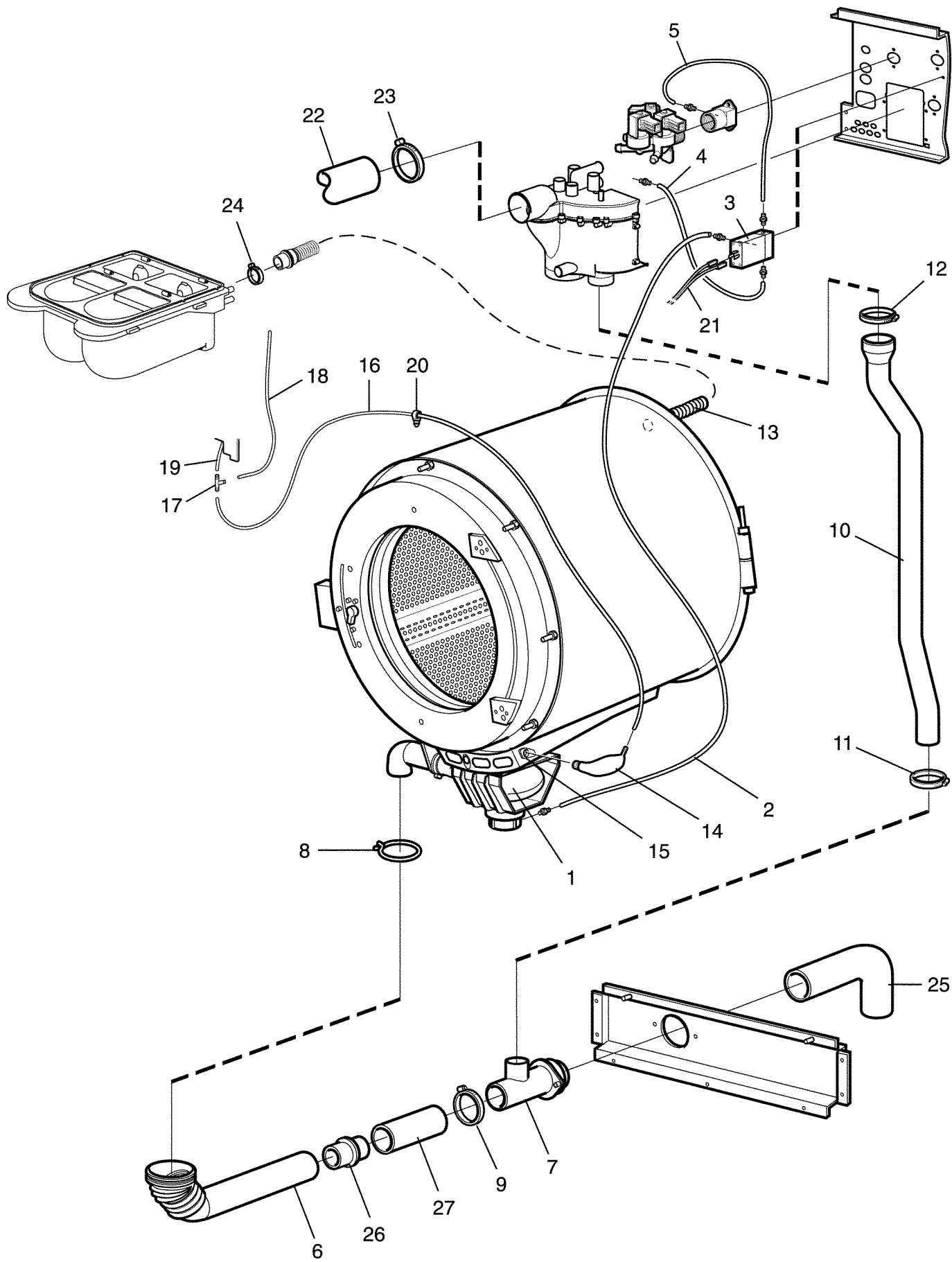
Electric components connection

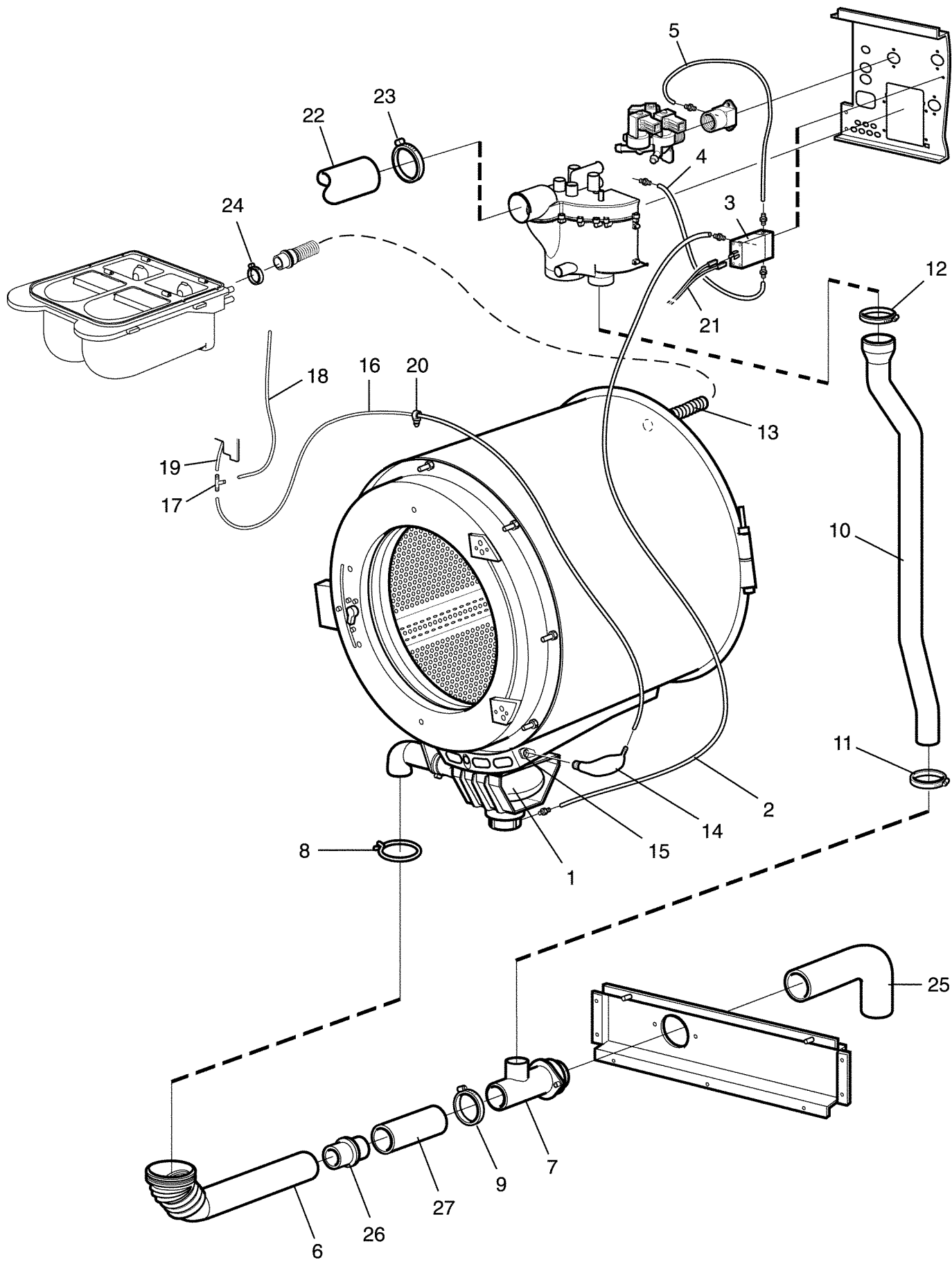
Illustration Issue Month Year
Schéma Issue Month Year

Composants électriques raccordement électrique

500286 1 4 2013

Item Article	Quantity Quantité						Art.No Réf. article	Description	Description	Info Info	Notes Remarques
	EX718 Compass										
	EX725 Compass										
	EX730 Compass										
	EX745 Compass										
	EX760 Compass										
	EX777 Compass										
	1	1	1	1	1	1	432 6903-02	I/O module	I/O module		Type 11
	1	1	1	1	1	1	432 6933-03	I/O module	I/O module		Type 3
29								Sign	Échelle		
30	1	1	1	1	1	1	413 3274-32	Cable set	Jeu de câbles		4-pole
31	1	1	1	1	1	1	413 3084-25	Cable set	Jeu de câbles		4-pole
32	1	1	1	1	1	1	432 6323-01	Cover	Protection		
33	1	1	1	1	1	1	438 8797-02	Printed circuit board	Carte circuit		
34	2	2	2	2	2	2	471 8750-11	•Fuse	•Porte-fusible		1,25A
35	3	3	3	3	3	3	471 7960-02	Support	Support		
36	1	1	1	1	1	1	413 3082-05	Cable set	Jeu de câbles		
37	1	1	1	1	1	1	471 7984-01	Grommet	Oeillet		
38	1	1	1	1	1	1	438 7950-02	Cover washer	Rondelle protection		14-pole
39	1	1	1	1	1	1	438 7950-01	Cover washer	Rondelle protection		4-pole
40	1	1	1	1	1	1	413 2946-01	Cable set	Jeu de câbles		
41	2	2	2	2	2	2	471 7977-03	Cover plug	Couvre-bouchon		
42	1	1	1	1	1	1	471 7977-04	Cover plug	Couvre-bouchon		
43	1	1	1	1	1	1	432 1220-01	Cover	Protection		
44	1	1	1	1	1	1	432 3604-01	Cover	Couvercle		With hole
	1	1	1	1	1	1	432 3604-02	Cover	Couvercle		Without hole
45	1	1	1	1	1	1	471 9678-94	Knob	Sélecteur rotatif		
46	1	1	1	1	1	1	471 4673-93	Sign	Échelle		I/O-card type 2
47	1	1	1	1	1	1	413 3084-02	Cable set	Jeu de câbles		4-pole P-bus
48	1	1					413 2918-01	Cable set	Jeu de câbles		2-pole 10A
	1	1					413 2918-02	Cable set	Jeu de câbles		2-pole Trafo and choke 10A
			1				413 2918-03	Cable set	Jeu de câbles		2-pole 16A
			1				413 2918-04	Cable set	Jeu de câbles		2-pole Trafo and choke 16A
				1	1	1	413 2918-05	Cable set	Jeu de câbles		4-pole 20A
				1	1	1	413 2918-06	Cable set	Jeu de câbles		4-pole Trafo and choke 20A
49	4	4	4	4	4	4	471 7958-02	Support	Support		
50	1	1	1	1	1	1	413 1226-01	Printed circuit board	Carte circuit		ELS Network interface





EX718 Compass,EX725 Compass,EX730 Compass,EX745 Compass,EX760 Compass,EX777 Compass

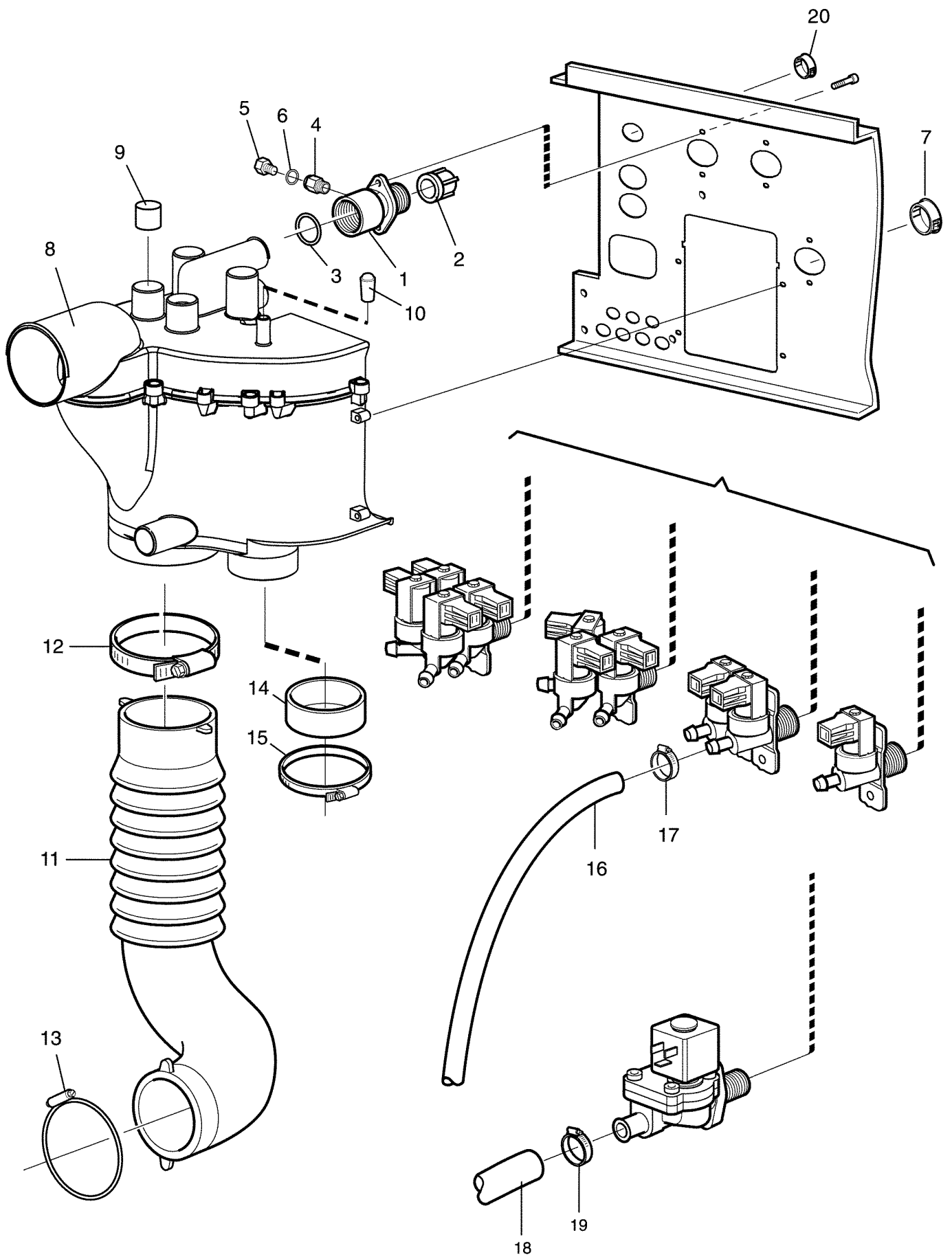
Drain valve and hoses

Illustration Issue Month Year
Schéma Issue Month Year

Purgeur et flexible

500287 3 3 2014

Item Article	Quantity Quantité	Art.No Réf. article	Description	Description	Info Info	Notes Remarques
			EX718 Compass			
			EX725 Compass			
			EX730 Compass			
			EX745 Compass			
			EX760 Compass			
			EX777 Compass			
	1	1	471 8128-54 Hose	Flexible		



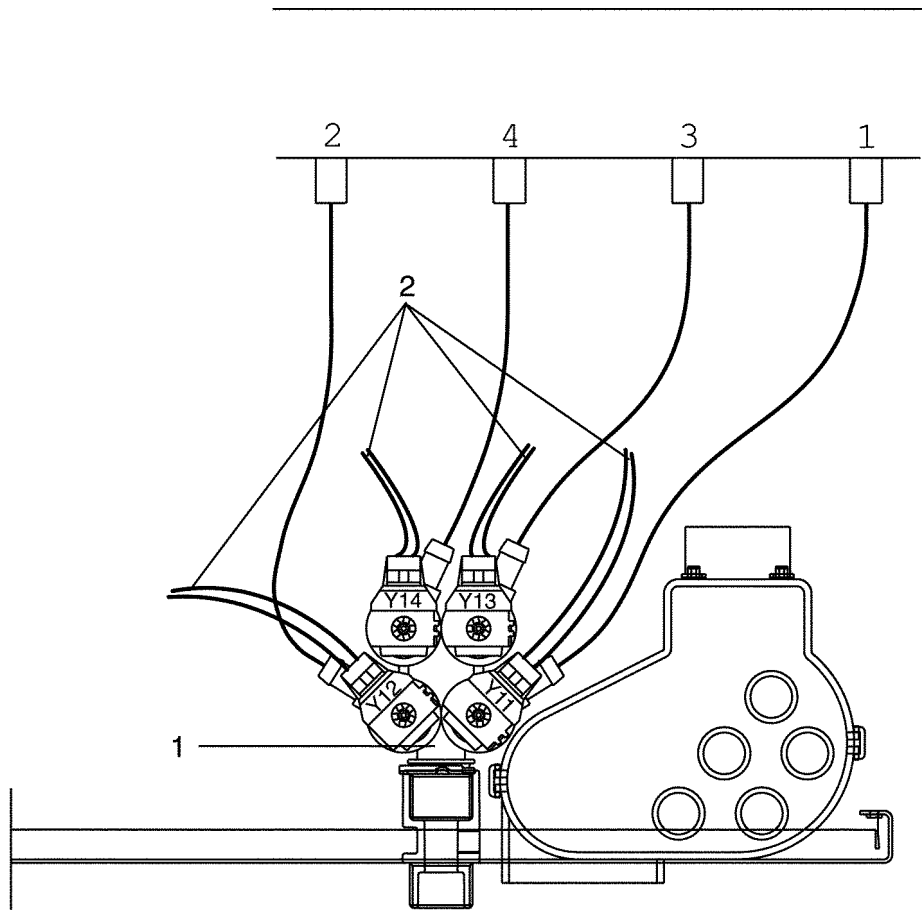
EX718 Compass,EX725 Compass,EX730 Compass,EX745 Compass,EX760 Compass,EX777 Compass

Water connections

Illustration Issue Month Year
Schéma Issue Month Year
500288 1 4 2013

Raccords eau

Item Article	Quantity Quantité				Art.No Réf. article	Description	Description	Info Info	Notes Remarques
	EX718 Compass								
	EX725 Compass								
	EX730 Compass								
	EX745 Compass,EX760 Compass,EX777 Compass								
1	1	1	1	1	438 0056-03	Nipple	Raccord		Black, 3/4"
	1	1	1	1	438 0056-04	Nipple	Raccord		White, 3/4", USA
2	1	1	1	1	471 8693-21	Filter	Filtre		
3	1	1	1	1	471 8199-01	Gasket	Joint		
4	1	1	1	1	471 8688-13	Nipple	Raccord		1/8"
5	1	1	1	1	741 5109-25	Plug	Fiche		El-drain
6	1	1	1	1	740 4206-00	O-ring	Joint torique		El-drain
7	Rq	Rq	Rq	Rq	471 7977-04	Cover plug	Couvre-bouchon		
8	1	1	1	1	432 2320-01	Siphon breaker	Rupteur de siphon		
9	Rq	Rq	Rq	Rq	471 8175-01	Plug	Fiche		
10	1	1	1	1	471 8644-02	Plug	Fiche		
11	1				432 2312-01	Hose	Flexible		
		1			432 2305-01	Hose	Flexible		
			1	1	432 2306-01	Hose	Flexible		
12	1	1	1	1	736 2846-51	Hose clamp	Attache flexible		Ø73-83
13	1	1			471 7871-08	Hose clamp	Attache flexible		
			1	1	471 7871-04	Hose clamp	Attache flexible		
14	1	1			471 2409-89	Hood	Capot		Pump
			Rq	Rq					Not used
15	1	1			736 2837-51	Hose clamp	Attache flexible		Ø48-54 Pump
			Rq	Rq					Not used
16	Rq	Rq	Rq	Rq	877 5211-08	Hose	Flexible		Per 1 m
17	Rq	Rq	Rq	Rq	736 2816-51	Hose clamp	Attache flexible		Ø13-19
18	Rq	Rq	Rq						Not used
				Rq	432 2308-01	Hose	Flexible		Hard water
				Rq	432 2314-01	Hose	Flexible		
19	Rq	Rq	Rq						Not used
				1	736 2825-51	Hose clamp	Attache flexible		Ø32
20	1	1	1	1	471 7977-01	Cover plug	Couvre-bouchon		



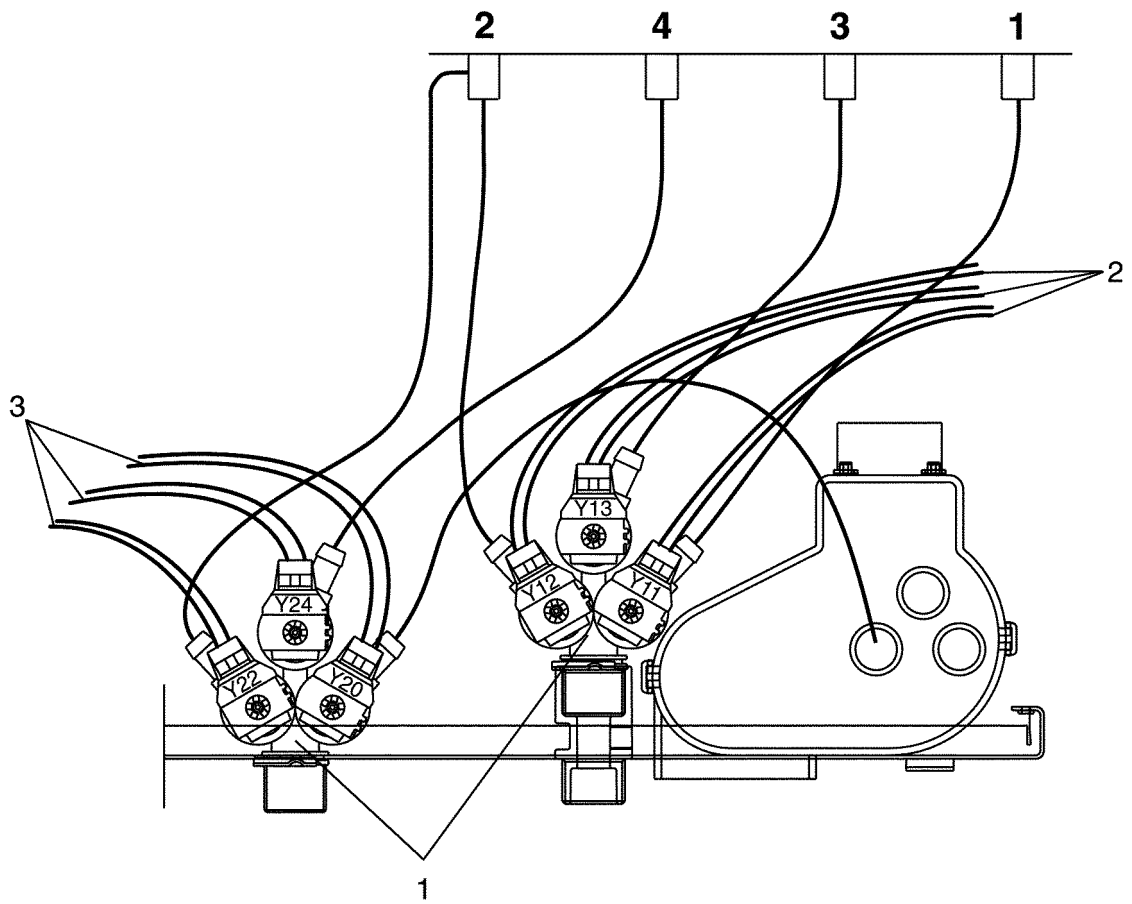
EX718 Compass, EX725 Compass

Inlet valves and cable set

Illustration	Issue	Month	Year
Schéma	Issue	Month	Year
500289	1	4	2013

Inlet valves and cable set

Item Article	Quantity Quantité	Art.No Réf. article	Description	Description	Info Info	Notes Remarques
			EX718 Compass			
			EX725 Compass			
1	1	471 8240-63	Valve	Electrovanne		4-way, 208-240V 50/60Hz, BSP
2	1	413 3088-07	Cable set	Jeu de câbles		
		413 3088-07	Cable set	Jeu de câbles		



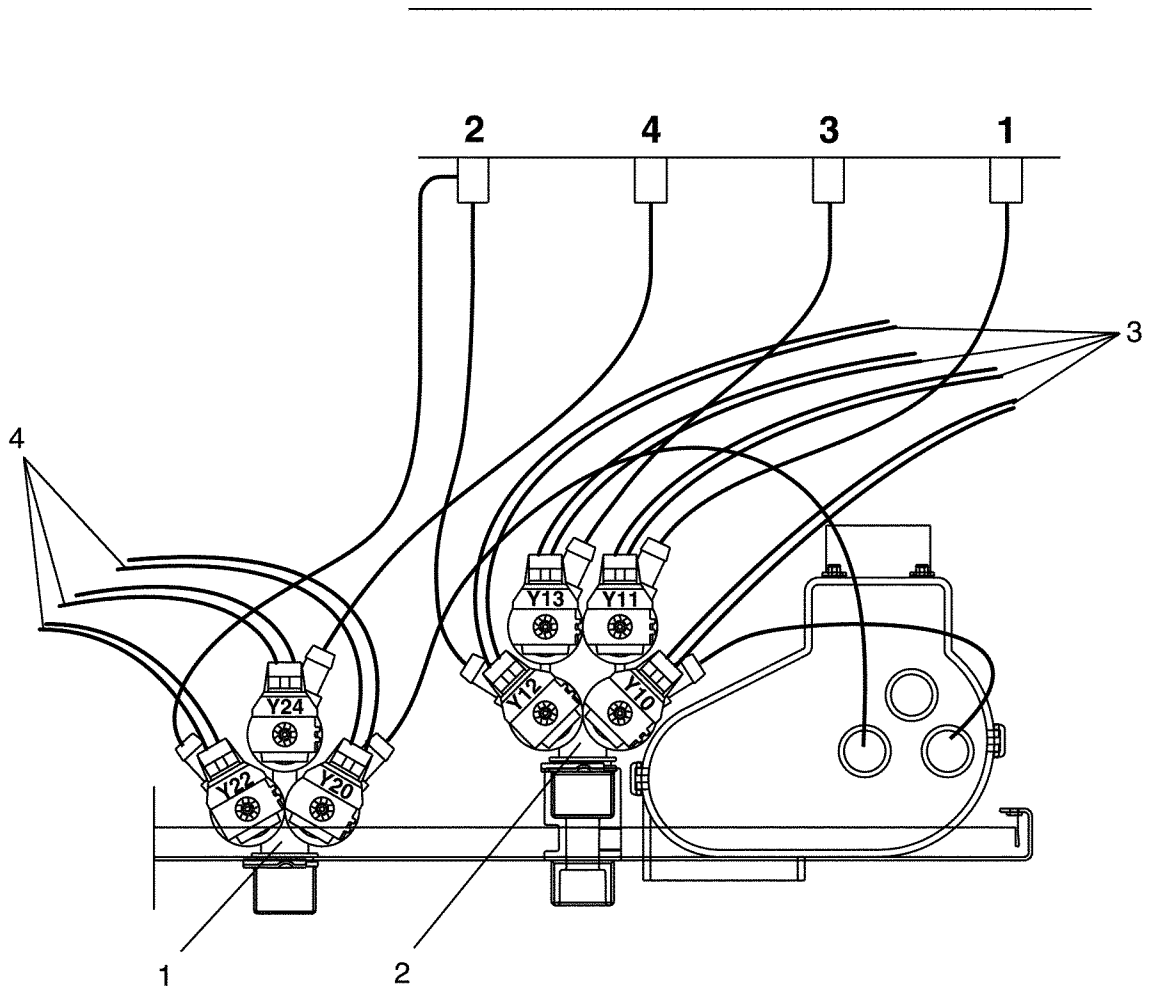
EX718 Compass,EX725 Compass,EX730 Compass

Inlet valves and cable set

Illustration Issue Month Year
Schéma Issue Month Year
500290 1 4 2013

Inlet valves and cable set

Item Article	Quantity Quantité	Art.No Réf. article	Description	Description	Info Info	Notes Remarques
1	EX718 Compass					
	EX725 Compass					
	EX730 Compass					
	2	2	471 8236-76	Valve	Electrovanne	3-way, 208-240V 50/60Hz, BSP
	2	2	471 8236-78	Valve	Electrovanne	3-way, 208-240V 50/60Hz, NH USA US
	2		471 8236-79	Valve	Electrovanne	3-way, 120V 60Hz, NH USA US
2	1		413 3086-07	Cable set	Jeu de câbles	Cold
		1	413 3086-07	Cable set	Jeu de câbles	Cold
3	1		413 3086-08	Cable set	Jeu de câbles	Hot
		1	413 3086-08	Cable set	Jeu de câbles	Hot



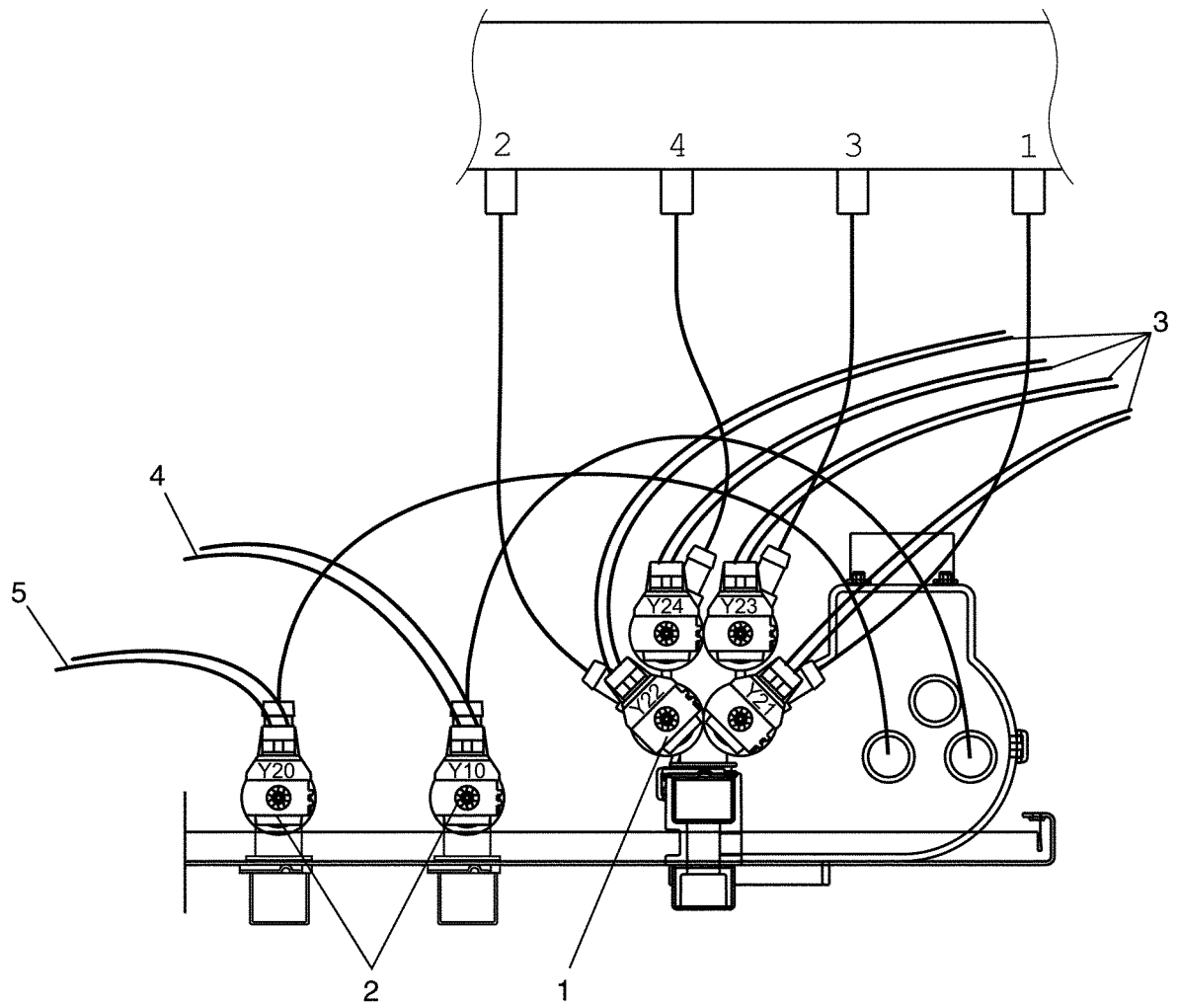
EX718 Compass,EX725 Compass,EX730 Compass,EX745 Compass

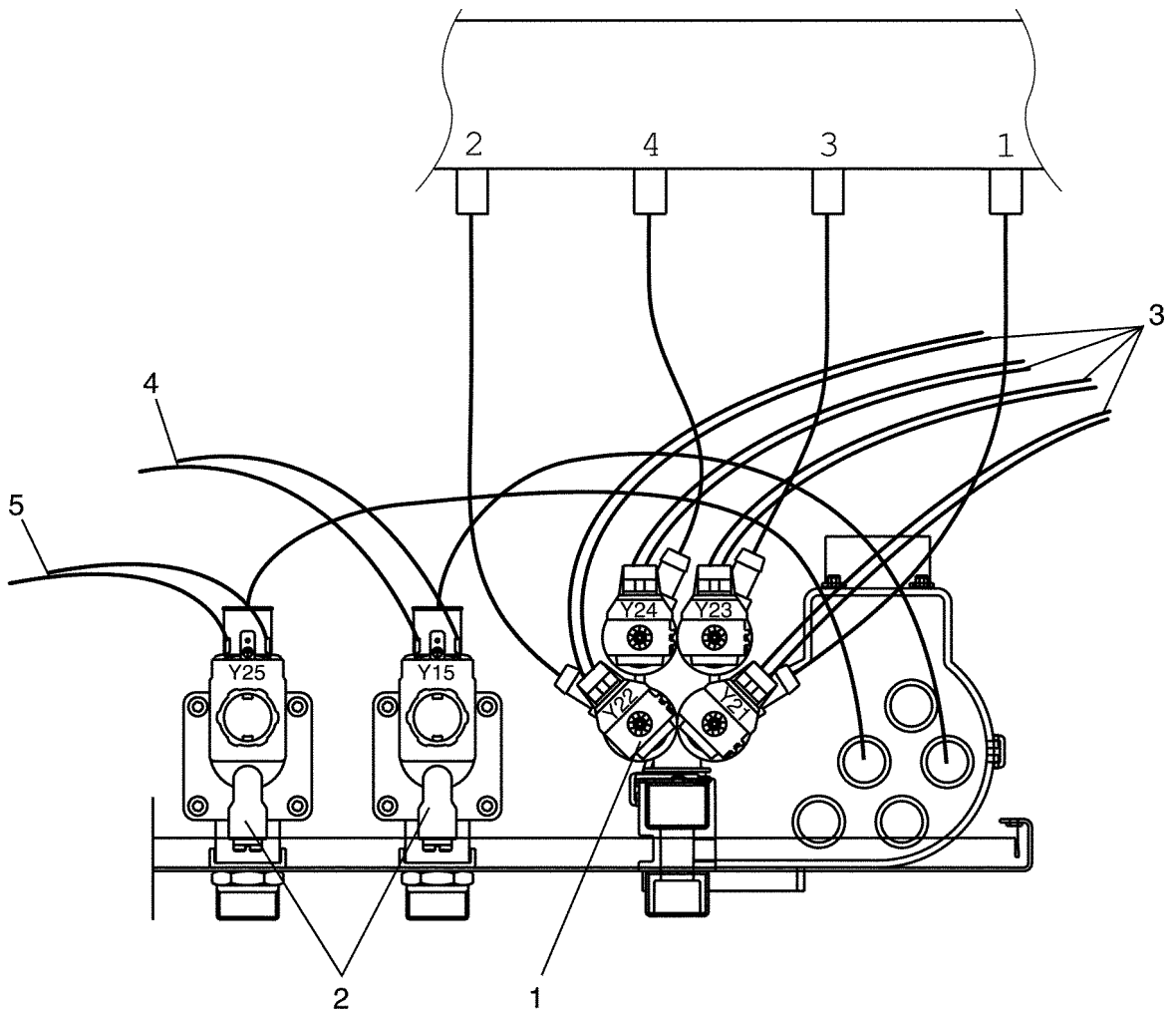
Inlet valves and cable set

Illustration Issue Month Year
Schéma Issue Month Year
500291 1 4 2013

Inlet valves and cable set

Item Article	Quantity Quantité	Art.No Réf. article	Description	Description	Info Info	Notes Remarques
			EX718 Compass			
			EX725 Compass			
			EX730 Compass			
			EX745 Compass			
1	1	1	1	471 8236-76 Valve	Electrovanne	3-way, 208-240V 50/60Hz, BSP
	1	1	1	471 8236-78 Valve	Electrovanne	3-way, 208-240V 50/60Hz, NH USA US
	1			471 8236-79 Valve	Electrovanne	3-way, 120V 60Hz, NH USA US
2	1	1	1	471 8240-64 Valve	Electrovanne	4-way, 208-240V 50/60Hz, BSP
	1			471 8240-67 Valve	Electrovanne	4-way, 120V 60Hz, NH USA
	1	1	1	471 8240-68 Valve	Electrovanne	4-way, 208-240V 50/60Hz, NH USA US
3	1			413 3088-07 Cable set	Jeu de câbles	Cold
		1	1	413 3088-07 Cable set	Jeu de câbles	
			1	413 3088-10 Cable set	Jeu de câbles	
4	1			413 3086-08 Cable set	Jeu de câbles	Hot
	1	1		413 3086-08 Cable set	Jeu de câbles	
			1	413 3086-10 Cable set	Jeu de câbles	





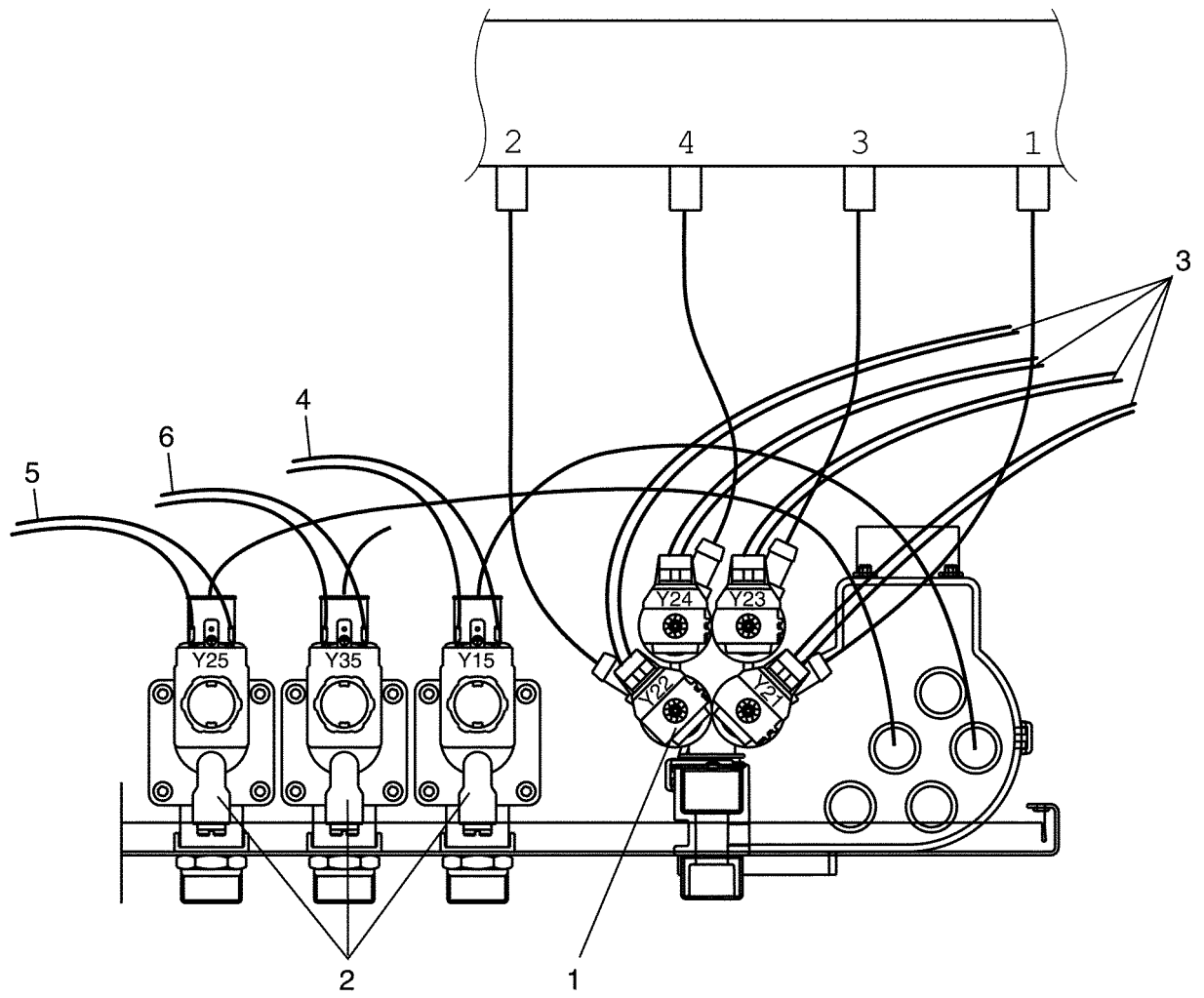
EX730 Compass,EX745 Compass,EX760 Compass

Inlet valves and cable set

Illustration Issue Month Year
Schéma Issue Month Year
500302 1 4 2013

Inlet valves and cable set

Item Article	Quantity Quantité	Art.No Réf. article	Description	Description	Info Info	Notes Remarques
			EX730 Compass			
			EX745 Compass			
			EX760 Compass			
1	1	1	471 8240-63 Valve	Electrovanne		4-way, 208-240V 50/60Hz, BSP
	1	1	471 8240-69 Valve	Electrovanne		4-way, 208-240V 50/60Hz, NH USA USA
2	2	2	471 8210-70 Valve	Electrovanne		208-240V 50/60Hz, BSP
	1	1	471 8210-79 •Coil	•Bobine		50/60 Hz
	2	2	471 8210-71 Valve	Electrovanne		208-240V 60Hz, NH USA USA
	1	1	471 8210-78 •Coil	•Bobine		60Hz
3	1		413 3088-08 Cable set	Jeu de câbles		
		1	413 3088-10 Cable set	Jeu de câbles		
		1	413 3088-10 Cable set	Jeu de câbles		
4	1		413 3182-09 Cable set	Jeu de câbles		
		1	413 3182-15 Cable set	Jeu de câbles		
		1	413 3182-15 Cable set	Jeu de câbles		
5	1		413 3182-10 Cable set	Jeu de câbles		
		1	413 3182-16 Cable set	Jeu de câbles		
		1	413 3182-16 Cable set	Jeu de câbles		



EX730 Compass,EX745 Compass,EX760 Compass,EX777 Compass

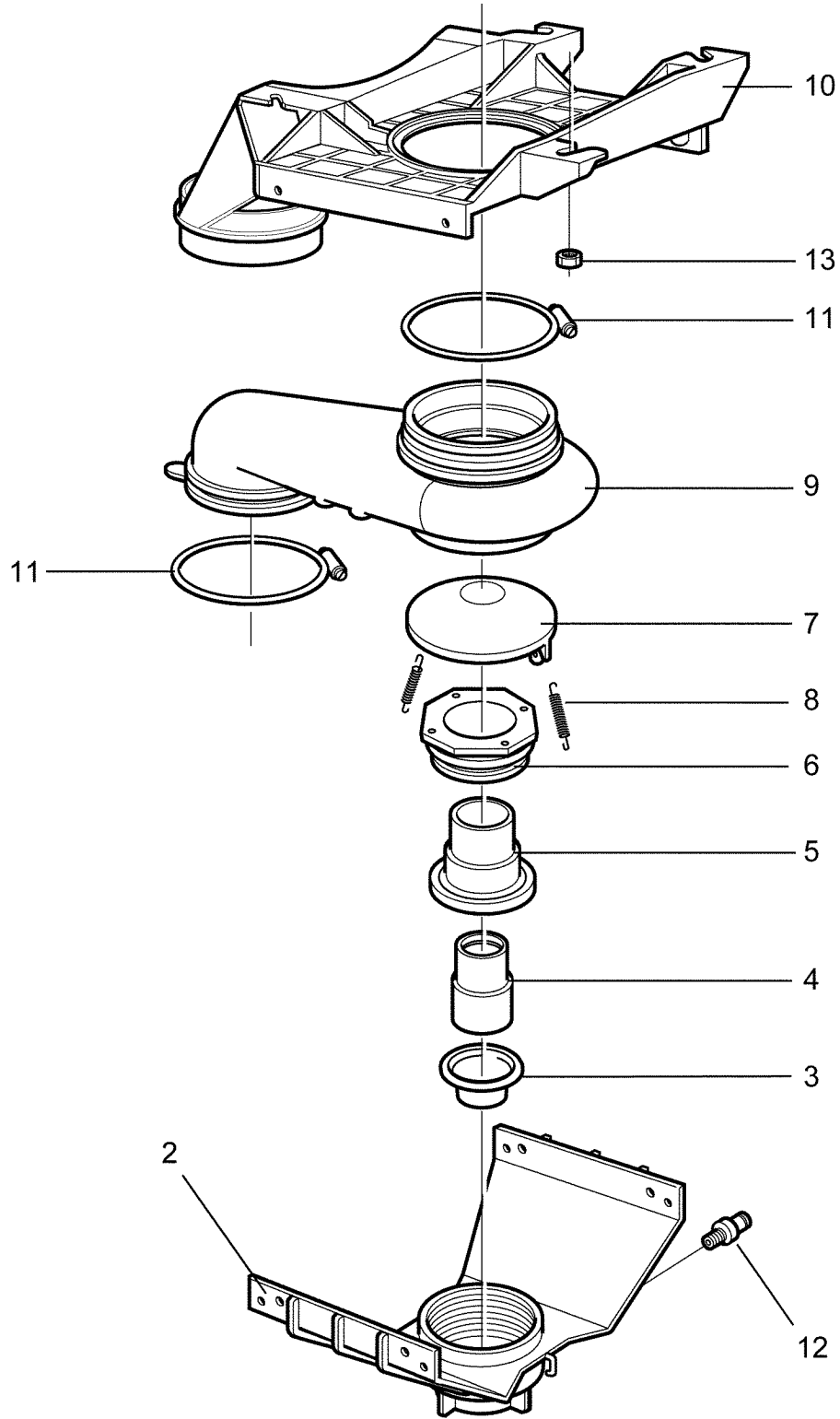
Inlet valves and cable set

Illustration Issue Month Year
Schéma Issue Month Year
500303 1 4 2013

Inlet valves and cable set

Item Article	Quantity Quantité	Art.No Réf. article	Description	Description	Info Info	Notes Remarques
			EX730 Compass			
			EX745 Compass			
			EX760 Compass			
			EX777 Compass			
1	1	1	471 8240-63 Valve	Electrovanne		4-way, 208-240V 50/60Hz, BSP
	1	1	471 8240-69 Valve	Electrovanne		
2	3	3	471 8210-70 Valve	Electrovanne		4-way, 208-240V 50/60Hz, NH USA USA 208-240V 50/60Hz, BSP
	1	1	471 8210-79 •Coil	•Bobine		
	3	3	471 8210-71 Valve	Electrovanne		
3	1	1	471 8210-78 •Coil	•Bobine		208-240V 60Hz, NH USA USA 60Hz
	1		413 3088-08 Cable set	Jeu de câbles		
		1	413 3088-10 Cable set	Jeu de câbles		
		1	413 3088-10 Cable set	Jeu de câbles		
4	1		413 3182-09 Cable set	Jeu de câbles		Jeu de câbles
		1	413 3182-15 Cable set	Jeu de câbles		
		1	413 3182-15 Cable set	Jeu de câbles		
5	1		413 3182-10 Cable set	Jeu de câbles		Jeu de câbles
		1	413 3182-16 Cable set	Jeu de câbles		
6	1		413 3182-16 Cable set	Jeu de câbles		Jeu de câbles
		1	413 3182-11 Cable set	Jeu de câbles		
		1	413 3182-14 Cable set	Jeu de câbles		
		1	413 3182-17 Cable set	Jeu de câbles		

1



EX718 Compass,EX725 Compass,EX730 Compass,EX745 Compass,EX760 Compass,EX777 Compass

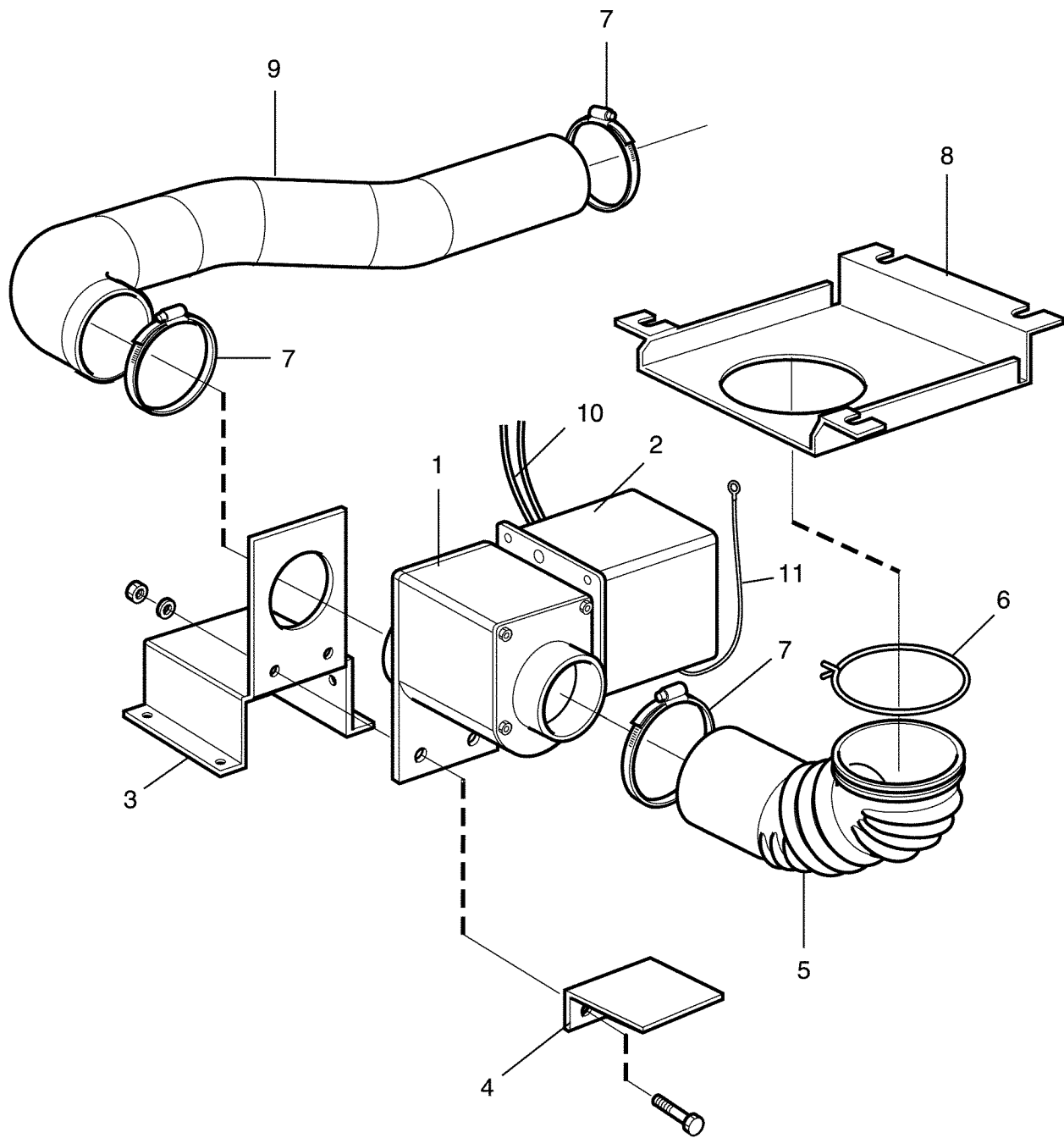
Drain valve

Illustration Issue Month Year
Schéma Issue Month Year

Vanne de vidange

500293 1 4 2013

Item Article	Qua. Qua.	Art.No Réf. article	Description	Description	Info Info	Notes Remarques
1	1	432 2502-01	Drain valve	Vanne de vidange		
2	1	438 0051-01	•Lower frame	•Châssis inférieur		
3	1	471 8195-01	•Diaphragm	•Diaphragme		
4	1	438 0054-01	•Piston	•Piston		
5	1	438 0053-01	•Housing	•Logement		
6	1	438 0055-01	•Gland	•Presse-étoupe		
7	1	438 0052-01	•Cover	•Couvercle		
8	2	471 7818-01	•Spring	•Ressort		
9	1	432 2505-01	•Hose housing	•Membrane de vidange		
10	1	432 2501-01	•Upper frame	•Partie supérieure		
11	2	471 7871-04	•Hose clamp	•Attache flexible		
12	1	471 8688-13	•Nipple	•Raccord		1/8"
13	4	471 8404-03	Nut	Écrou		M6 Stainless



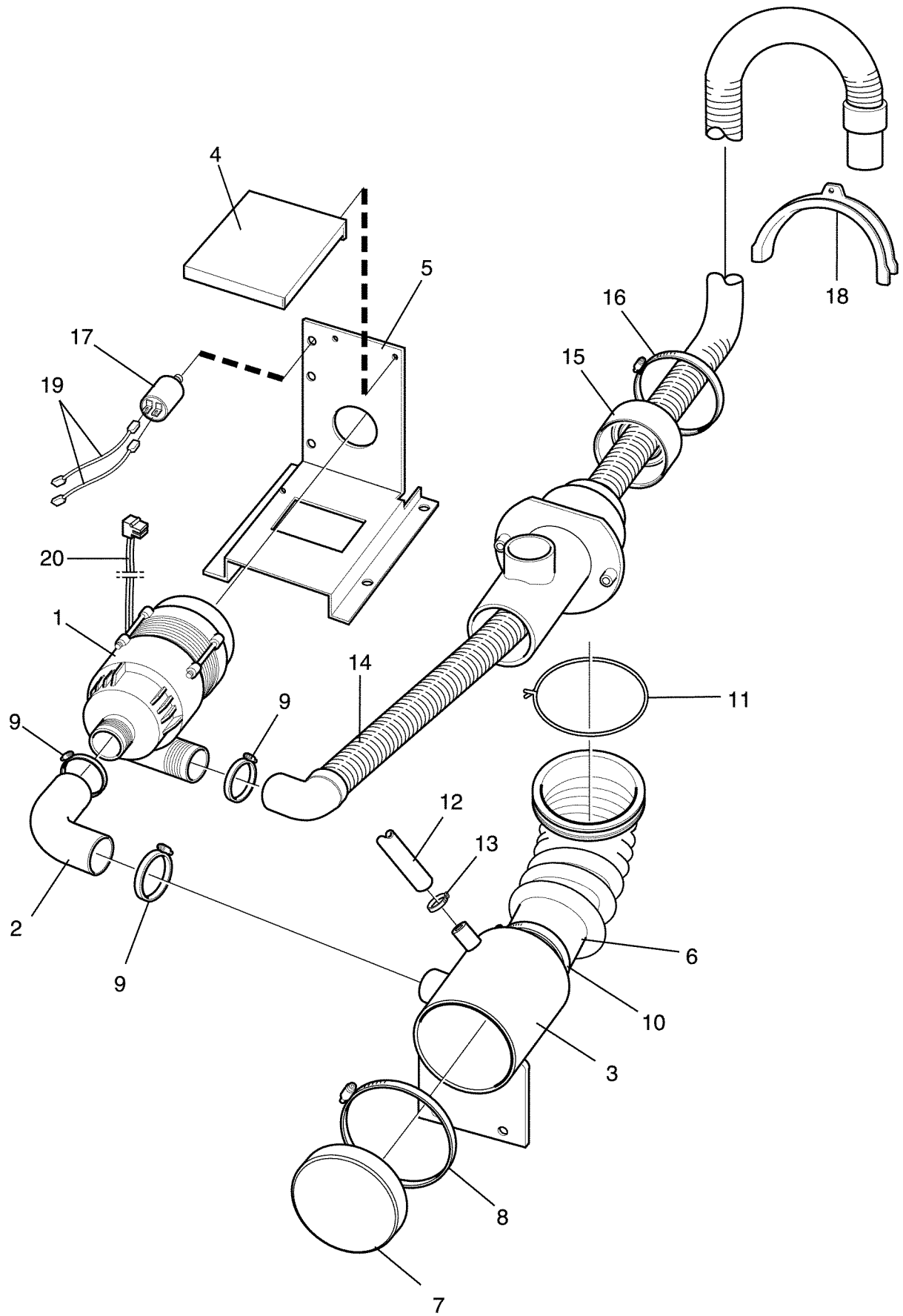
EX718 Compass,EX725 Compass,EX730 Compass,EX745 Compass,EX760 Compass,EX777 Compass

Drain valve, electrical

Illustration Issue Month Year
Schéma Issue Month Year
500294 1 4 2013

Drain valve, electrical

Item Article	Quantity Quantité		Art.No Réf. article	Description	Description	Info Info	Notes Remarques
	EX718 Compass						
	EX725 Compass						
	EX730 Compass						
	EX745 Compass						
	EX760 Compass						
	EX777 Compass						
1	1	1	471 9219-65	Drain valve	Vanne de vidange		50/60Hz
		1	471 8215-01	Drain valve	Vanne de vidange		50/60Hz
		1	471 8215-03	Drain valve	Vanne de vidange		50/60Hz Normally closed
2	1	1	432 2548-01	Cover	Couvercle		
3	1	1	432 2530-02	Mounting plate	Plaque de montage		
		1	432 2531-01	Mounting plate	Plaque de montage		
4	1	1	432 2536-01	Support	Support		
		1	432 2537-01	Support	Support		
5	1		432 2524-01	Hose	Flexible		
		1	432 2524-02	Hose	Flexible		
		1	432 2516-04	Hose	Flexible		
		1	432 2516-05	Hose	Flexible		
6	1	1	471 7871-07	Hose clamp	Attache flexible		
7	3	3	736 2837-51	Hose clamp	Attache flexible		Ø48-54
		3	736 2846-51	Hose clamp	Attache flexible		Ø73-83
8	1	1	432 2534-01	Mounting plate	Plaque de montage		
9	1	1	432 2517-01	Hose	Flexible		
		1	432 2518-01	Hose	Flexible		
		1	432 2518-03	Hose	Flexible		
		1	432 2518-04	Hose	Flexible		
10	1		413 2902-02	Cable set	Jeu de câbles		
		1	413 2902-04	Cable set	Jeu de câbles		
		1	413 2902-06	Cable set	Jeu de câbles		
		1	413 2902-08	Cable set	Jeu de câbles		
		1	413 2902-10	Cable set	Jeu de câbles		NO
		1	413 2902-12	Cable set	Jeu de câbles		NC
11	1	1	432 2982-10	Ground cable	Câble mise terre		



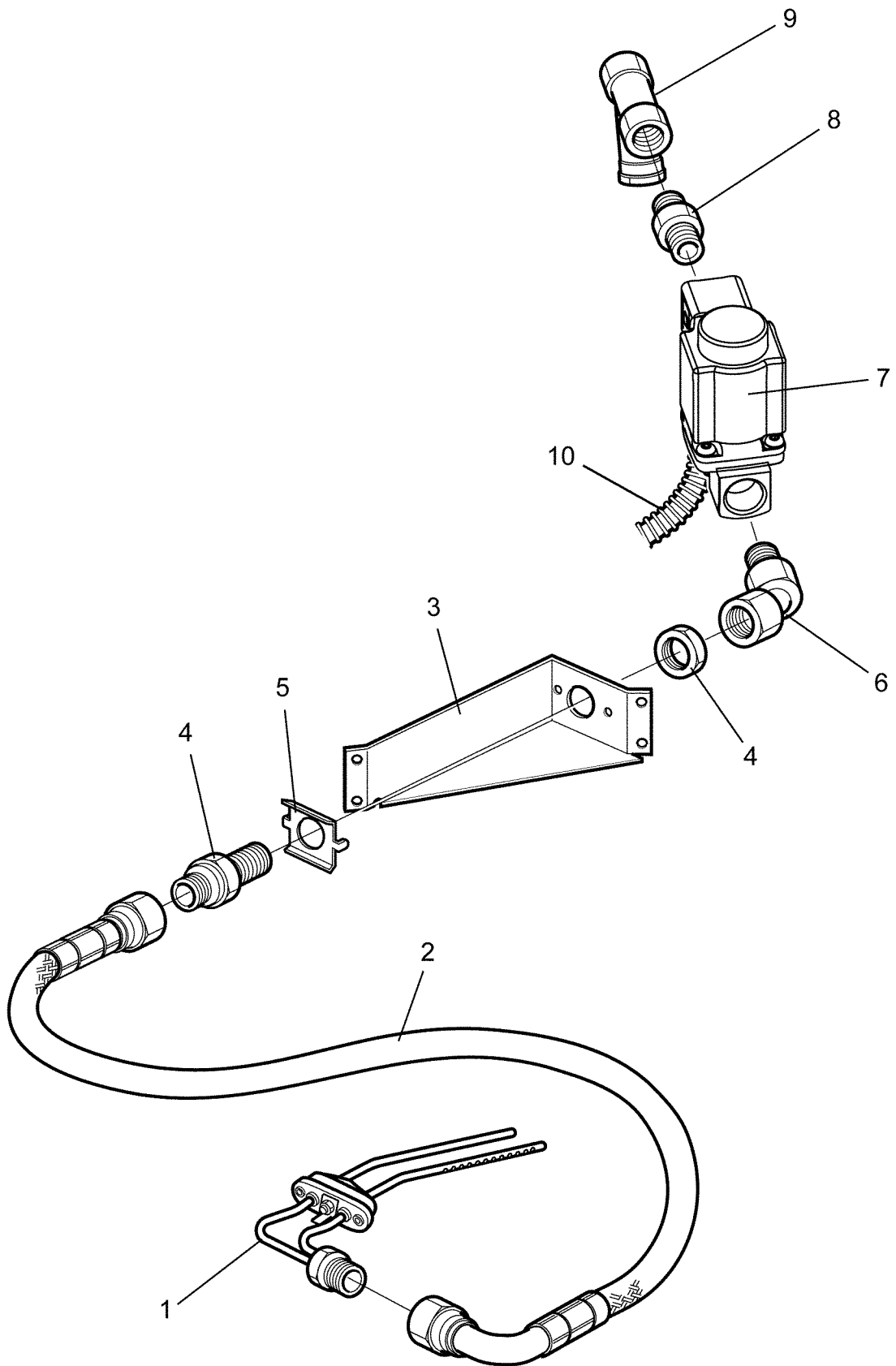
EX718 Compass,EX725 Compass

Drain pump

Pompe de vidange

Illustration Issue Month Year
Schéma Issue Month Year
500295 2 10 2013

Item Article	Quantity Quantité	Art.No Réf. article	Description	Description	Info Info	Notes Remarques
			EX718 Compass			
			EX725 Compass			
1	1	1 438 8270-01	Drain pump	Pompe de vidange		230V 50Hz Complete
	1	1 438 8270-02	Drain pump	Pompe de vidange		230V 60Hz Complete
2	1	1 471 4391-02	Hose	Flexible		
3	1	1 432 2533-01	Container	Conteneur		
4	1	1 432 2538-01	Cover	Protection		
5	1	1 432 2532-01	Mounting plate	Plaque de montage		
6	1	1 432 2524-01	Hose	Flexible		
	1	1 432 2524-02	Hose	Flexible		
7	1	1 472 6760-01	Hood	Capot		
8	1	1 736 2849-51	Hose clamp	Attache flexible		Ø77-93
9	3	3 736 2825-51	Hose clamp	Attache flexible		Ø32
10	1	1 736 2837-51	Hose clamp	Attache flexible		Ø48-54
11	1	1 471 7871-07	Hose clamp	Attache flexible		
* 12	1	1 471 8116-17	Hose	Flexible		L=1560
13	1	1 736 2816-51	Hose clamp	Attache flexible		Ø13-19
14	1	1 471 6858-82	Drain hose	Durit sortie cuve		
15	1	1 438 5022-01	Discharge	Collier de serrage		
16	1	1 736 2840-51	Hose clamp	Attache flexible		Ø50-63
17	1	1 438 9515-01	Capacitor	Condensateur		4µF
18	1	1 471 6858-83	Bracket	Pièce de retenue		
19	2	2 432 2954-26	Cable set	Jeu de câbles		
20	1	1 413 2903-02	Cable set	Jeu de câbles		
		1 413 2903-04	Cable set	Jeu de câbles		



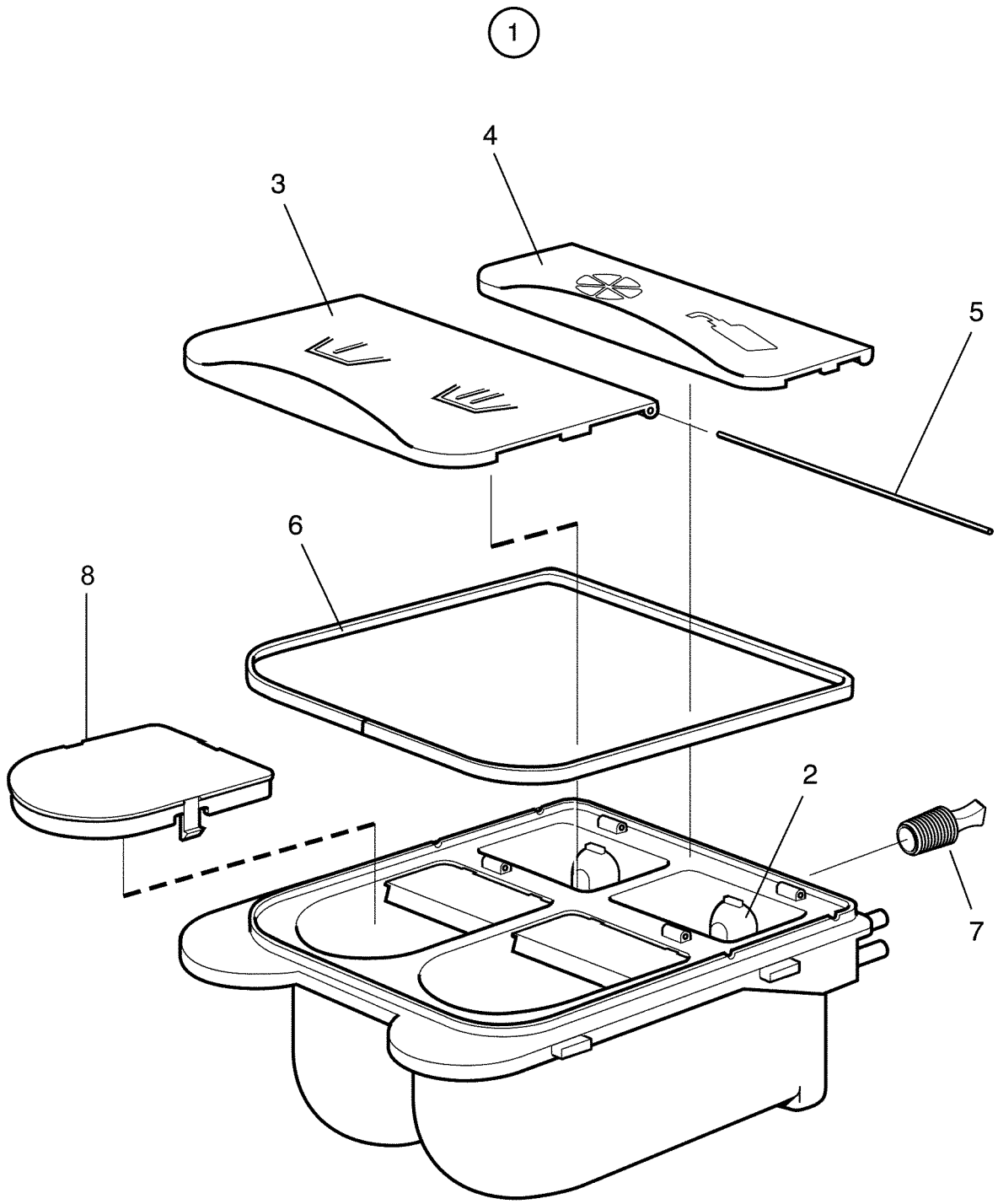
EX718 Compass,EX725 Compass,EX730 Compass,EX745 Compass,EX760 Compass,EX777 Compass

Steam components

Illustration Issue Month Year
Schéma Issue Month Year
500296 2 3 2014

Composants

Item Article	Quantity Quantité		Art.No Réf. article	Description	Description	Info Info	Notes Remarques
	EX718 Compass						
	EX725 Compass						
	EX730 Compass						
	EX745 Compass						
	EX760 Compass						
	EX777 Compass						
1	1	1	432 1630-01	Steam injector	Injecteur de vapeur		
		1	432 1631-01	Steam injector	Injecteur de vapeur		
2	1		471 8126-25	Steam hose	Tuyau flexible de vapeur		
		1	471 8126-26	Steam hose	Tuyau flexible de vapeur		
		1	471 8126-27	Steam hose	Tuyau flexible de vapeur		
		1	471 8126-28	Steam hose	Tuyau flexible de vapeur		
			471 8126-29	Steam hose	Tuyau flexible de vapeur		
			471 8126-38	Steam hose	Tuyau flexible de vapeur		
3	1	1	432 1673-01	Bracket	Pupitre		
4	1	1	471 8695-01	Nipple	Raccord		
5	1	1	471 2937-01	Bracket	Support		
6	1	1	471 8697-01	Adapter	Adaptateur		
7	1	1	472 9920-31	Valve	Electrovanne		
	1	1	471 8279-08	•Repair kit	•Kit de réparation		
8	1	1	471 8624-01	Nipple	Raccord		
9	1	1	744 3113-06	Filter	Filtre		1/2"
10	1	1	432 3058-04	Cable set	Jeu de câbles		



EX718 Compass,EX725 Compass,EX730 Compass,EX745 Compass,EX760 Compass,EX777 Compass

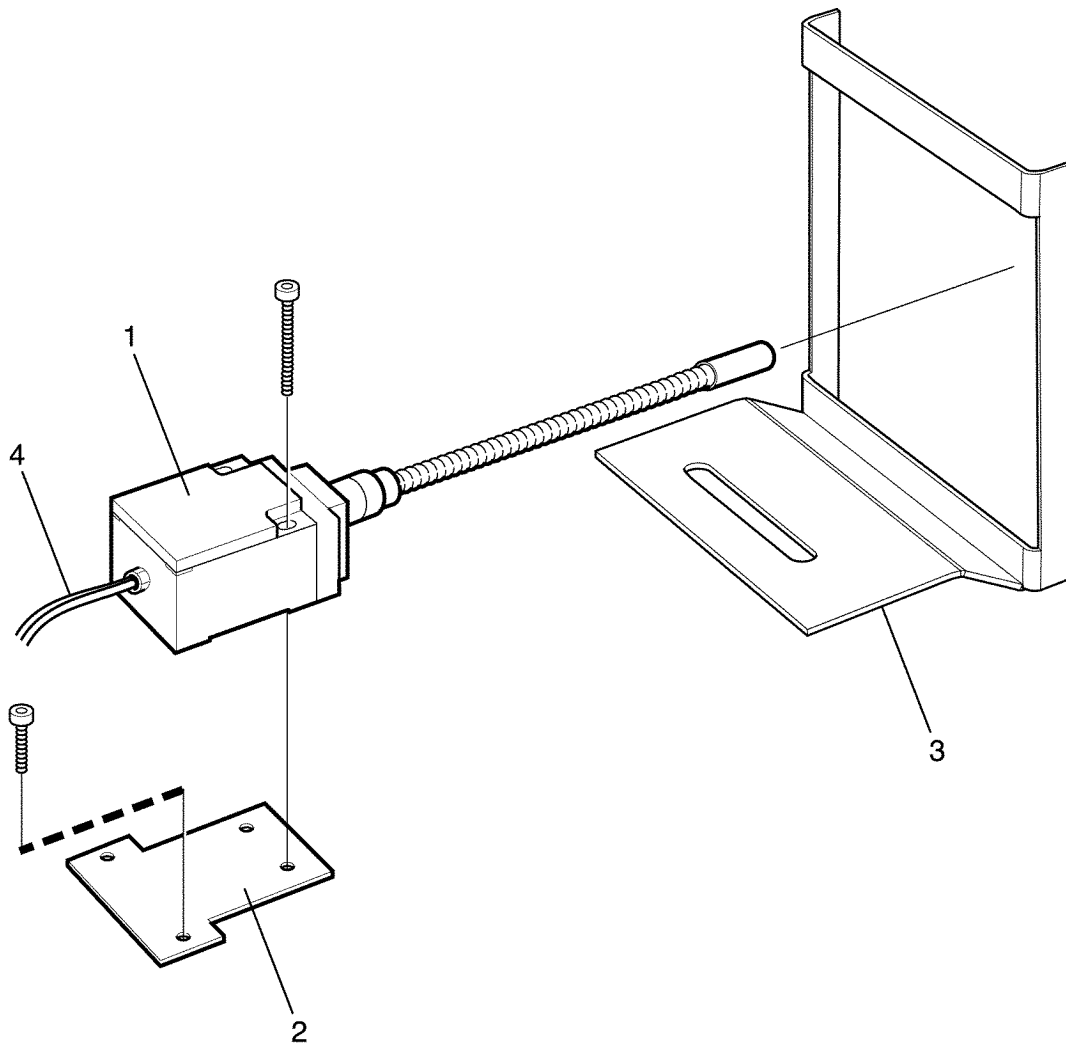
Detergent container

Illustration Issue Month Year
Schéma Issue Month Year

Bac à lessive

500297 1 4 2013

Item Article	Qua. Qua.	Art.No Réf. article	Description	Description	Info Info	Notes Remarques
1	1	472 9954-01	Detergent container	Bac à lessive		USA
	1	472 9954-03	Detergent container	Bac à lessive		
2	2	432 2404-51	•Siphon	•Siphon		
3	1	432 2405-02	•Cover	•Couvercle		
4	1	432 2406-02	•Cover	•Couvercle		
5	2	432 2407-01	•Shaft	•Axe		
6	1	432 2412-01	•Gasket	•Joint		
7	1	432 2413-01	•Rubber plug	•Bouchon en caoutchouc		
8	1	432 2409-01	Cover	Couvercle		



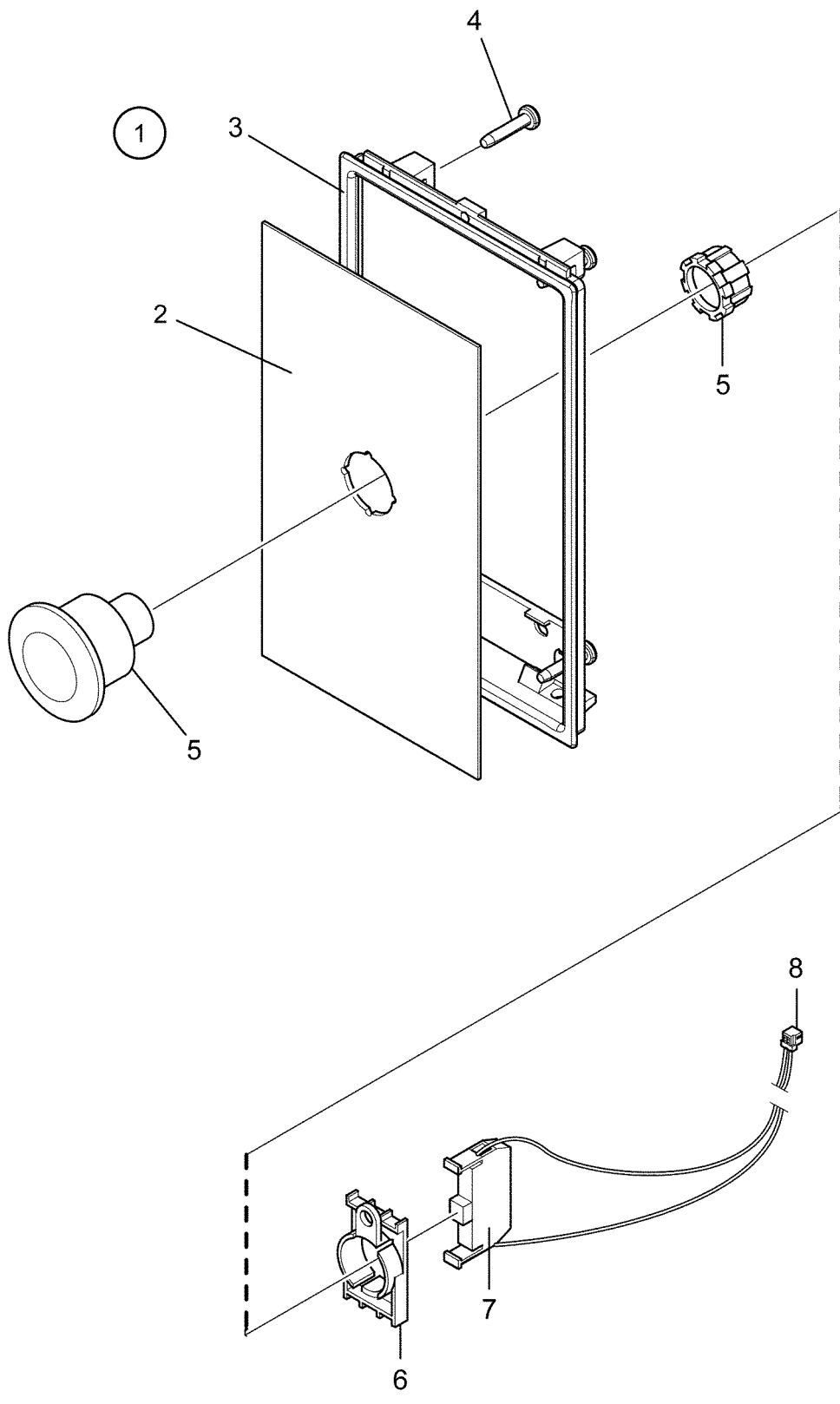
EX730 Compass,EX745 Compass,EX760 Compass,EX777 Compass

Out of balance switch

Illustration	Issue	Month	Year
Schéma	Issue	Month	Year
500304	1	4	2013

Commutateur asymétrique

Item Article	Quantity Quantité	Art.No Réf. article	Description	Description	Info Info	Notes Remarques
		EX730 Compass,EX745 Compass				
		EX760 Compass,EX777 Compass				
1	1	471 9608-01	Out of balance switch	Commutateur asymétrique		
2	1	432 2183-01	Mounting plate	Plaque de montage		
3	1	432 2202-02	Frame	Châssis		
		432 2202-01	Frame	Châssis		
4	1	432 2987-01	Cable set	Jeu de câbles		



EX718 Compass,EX725 Compass,EX730 Compass,EX745 Compass,EX760 Compass,EX777 Compass

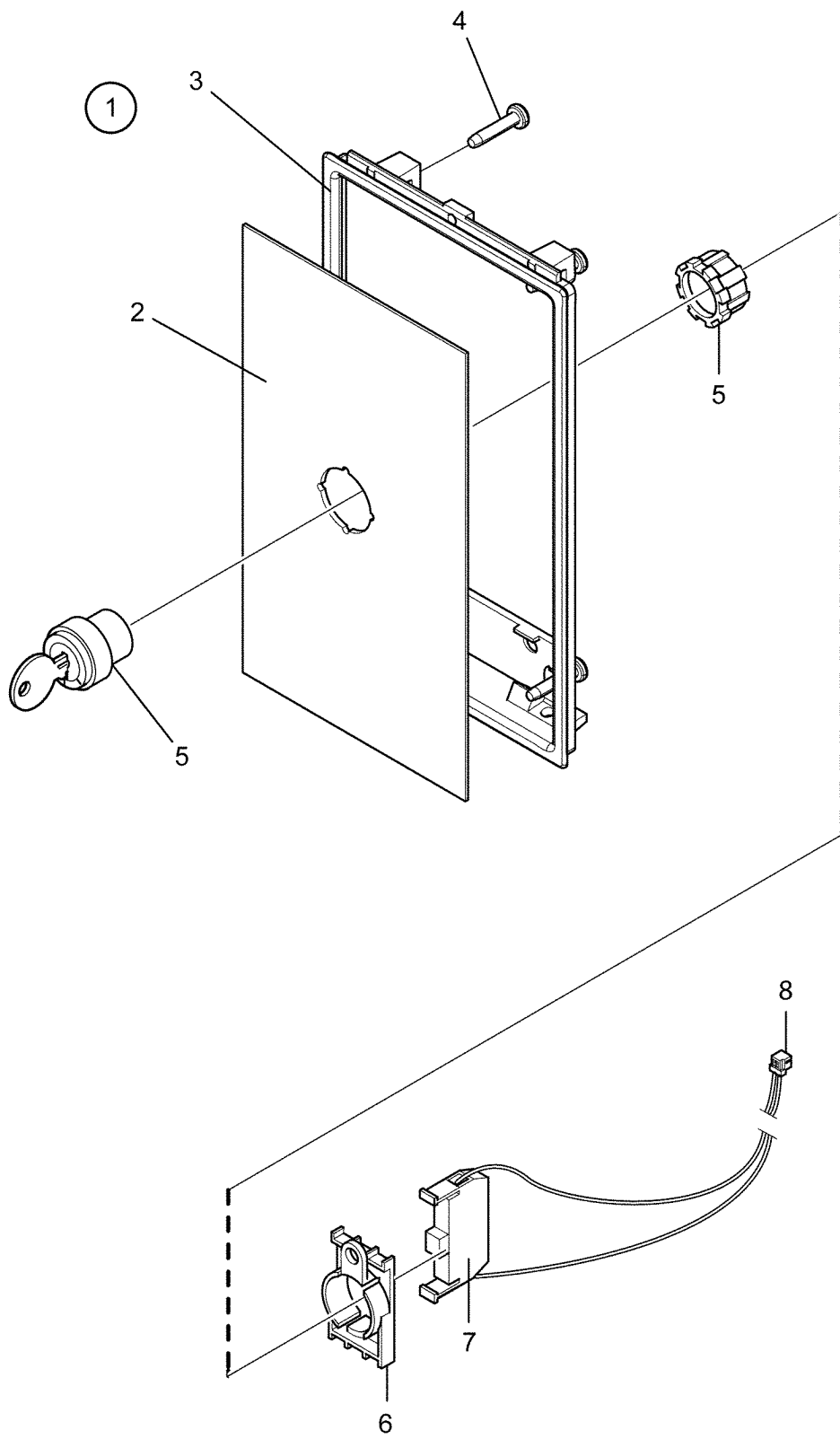
Emergency stop

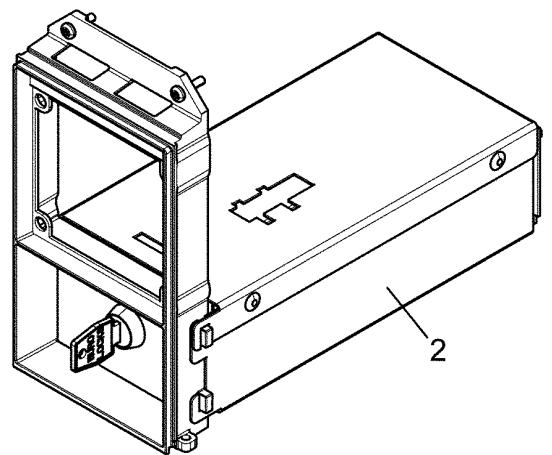
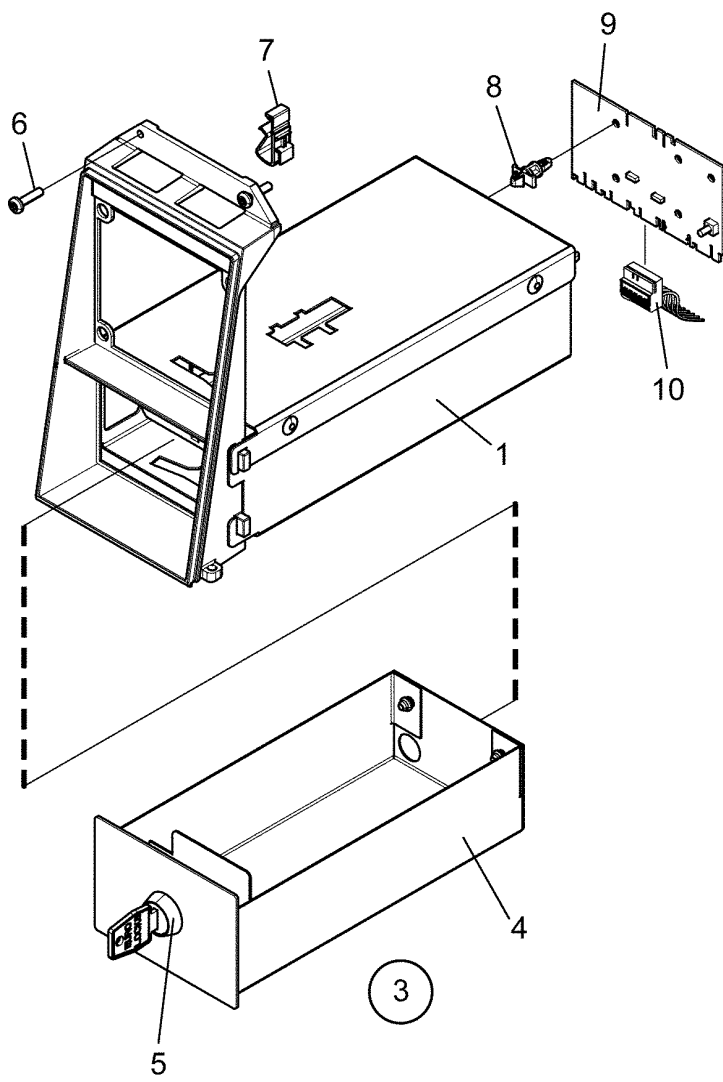
Illustration Issue Month Year
Schéma Issue Month Year

Arrêt d'urgence

500315 1 4 2013

Item Article	Qua. Qua.	Art.No Réf. article	Description	Description	Info Info	Notes Remarques
1	1	472 9955-07	Cover plates	Plaques de recouvrement		Kit compl.
2	1		•Cover plate	•Plaque recouvrement		
3	1		•Frame	•Châssis		
4	4		•Screw	•Vis		
5	1	471 9628-32	Emergency stop	Arrêt d'urgence		
6	1	471 9628-75	Bracket	Pièce de retenue		
7	1	471 9628-71	Socket	Bloc de connexion		NO Green
8	1	413 3272-19	Cable set	Jeu de câbles		





EX718 Compass,EX725 Compass,EX730 Compass,EX745 Compass,EX760 Compass,EX777 Compass

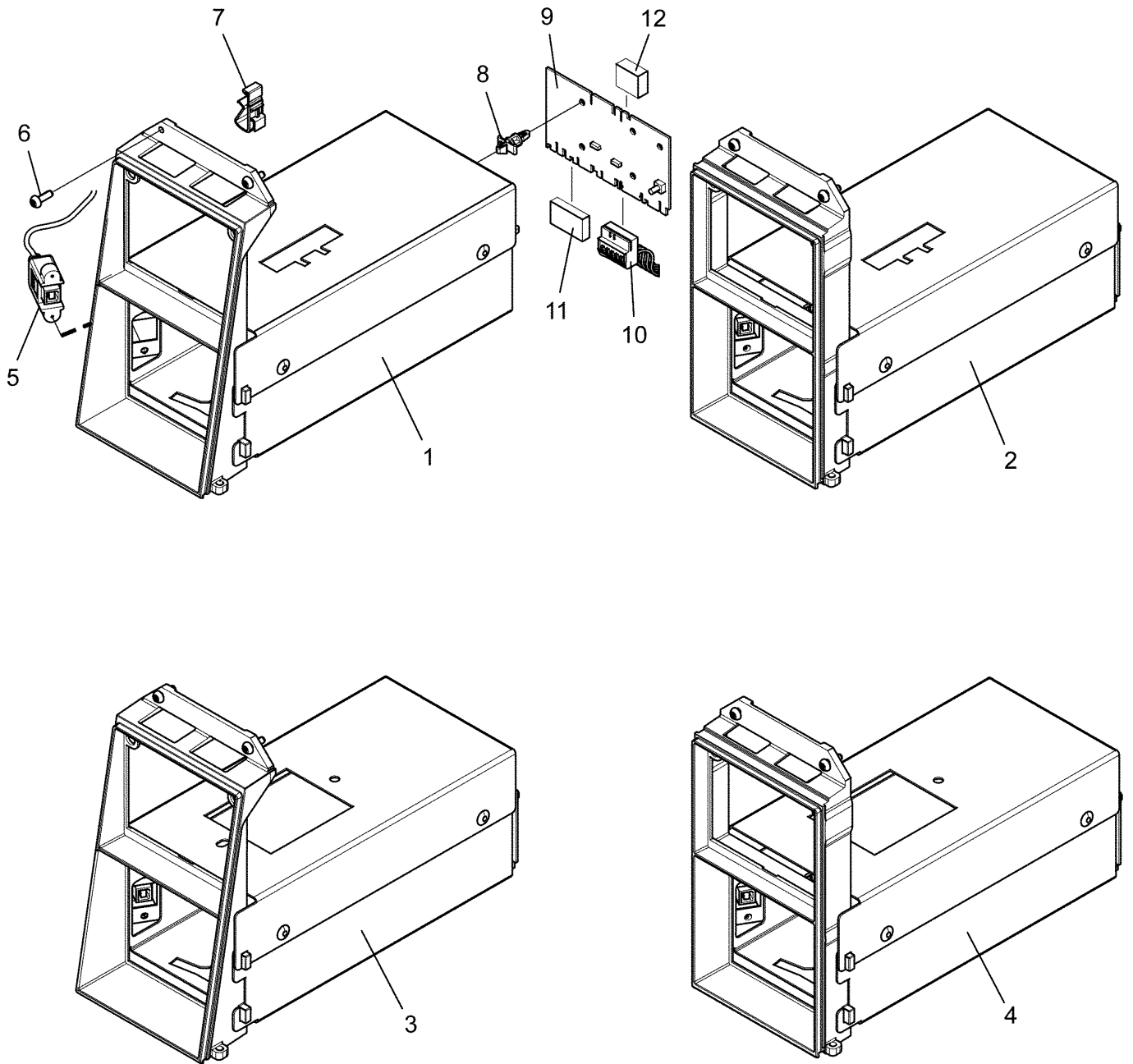
Coinbox housing (for coinbox height 70mm)

Illustration Issue Month Year
Schéma Issue Month Year

Coinbox housing (for coinbox height 70mm)

500452 1 4 2013

Item Article	Qua. Qua.	Art.No Réf. article	Description	Description	Info Info	Notes Remarques
1	1	472 9955-02	Coinbox housing	Coinbox housing		Slanted frame
2	1	472 9955-04	Coinbox housing	Coinbox housing		Straight frame
3	1	432 2233-02	Coin box	Boîtier à jetons		Complete Random key
4	1	432 2232-02	•Coin box	•Boîtier à jetons		
5	1	472 9919-30	•Lock	•Serrure		Random key
	1	472 9919-31	Lock	Serrure		Key 46080
	1	472 9919-32	Lock	Serrure		Key 46199
	1	472 9919-33	Lock	Serrure		Key 46819
6	2	471 8341-15	Screw	Vis		MRT 4X16
7	2	432 6320-01	Clamp	Attache		
8	4	471 7960-02	Support	Support		
9	1	438 8775-09	Printed circuit board	Carte circuit		
10	1	413 3276-01	Cable set	Jeu de câbles		



EX718 Compass,EX725 Compass,EX730 Compass,EX745 Compass,EX760 Compass,EX777 Compass

Coinbox housing (for coinbox height 90mm)

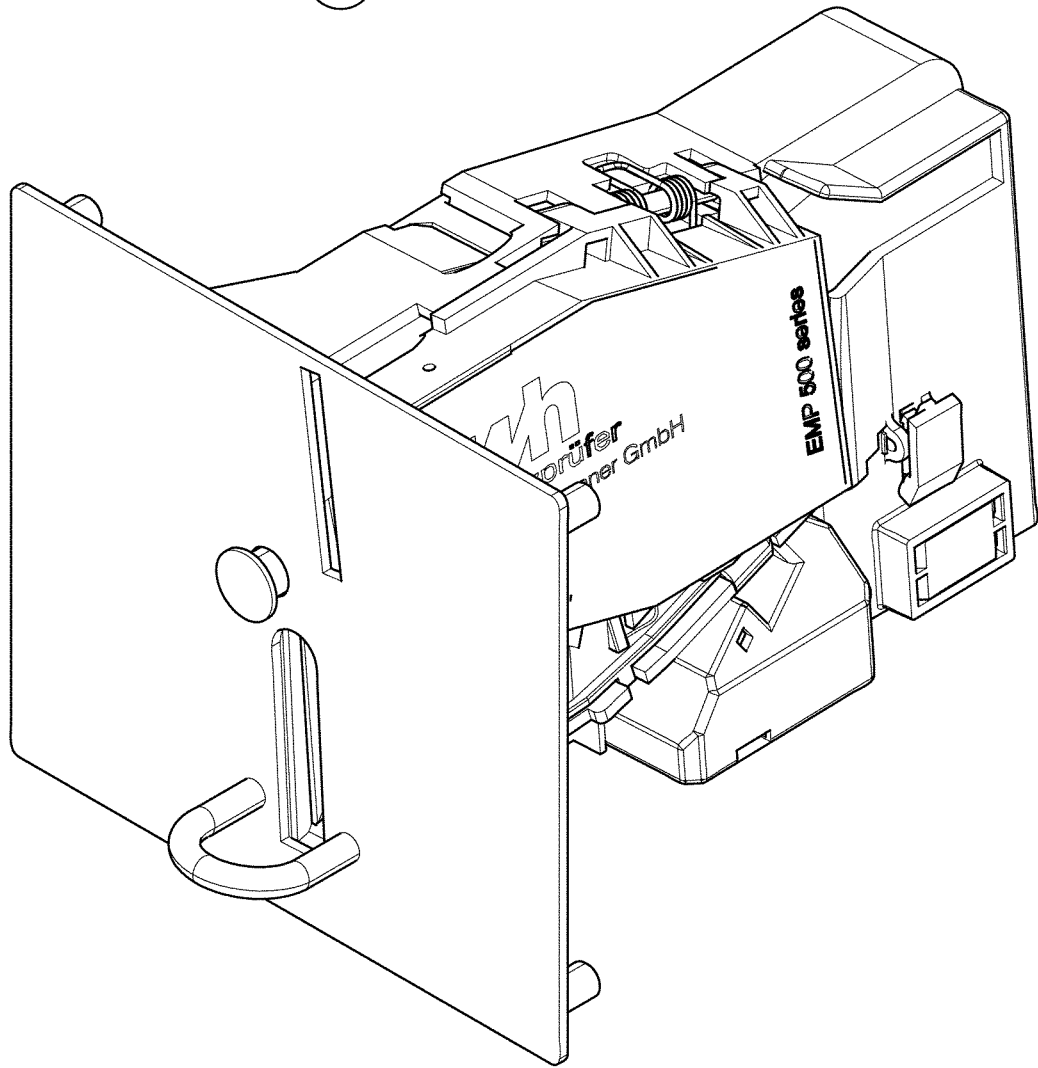
Illustration Issue Month Year
Schéma Issue Month Year

Coinbox housing (for coinbox height 90mm)

500453 1 4 2013

Item Article	Qua. Qua.	Art.No Réf. article	Description	Description	Info Info	Notes Remarques
1	1	472 9955-01	Coinbox housing	Coinbox housing		Slanted frame
2	1	472 9955-03	Coinbox housing	Coinbox housing		Straight frame
3	1	472 9955-05	Coinbox housing	Coinbox housing		Slanted frame
4	1	472 9955-06	Coinbox housing	Coinbox housing		Straight frame
5	1	413 2936-01	Cable	Câble		USB
6	2	471 8376-01	Screw	Vis		M4X12
	1	471 8376-99	Tool	Outil		Tool for 471837601
7	2	432 6320-01	Clamp	Attache		
8	4	471 7960-02	Support	Support		
9	1	438 8775-09	Printed circuit board	Carte circuit		
10	1	413 3276-01	Cable set	Jeu de câbles		
11	1	438 8701-02	Frame	Châssis		3-pole
	1	438 8701-01	Multistik	Multi-grippe		3-pole
12	1	438 8701-04	Frame	Châssis		2-pole
	1	438 8701-03	Multistik	Multi-grippe		2-pole

1



EX718 Compass,EX725 Compass,EX730 Compass,EX745 Compass,EX760 Compass,EX777 Compass

Electronic coin meter

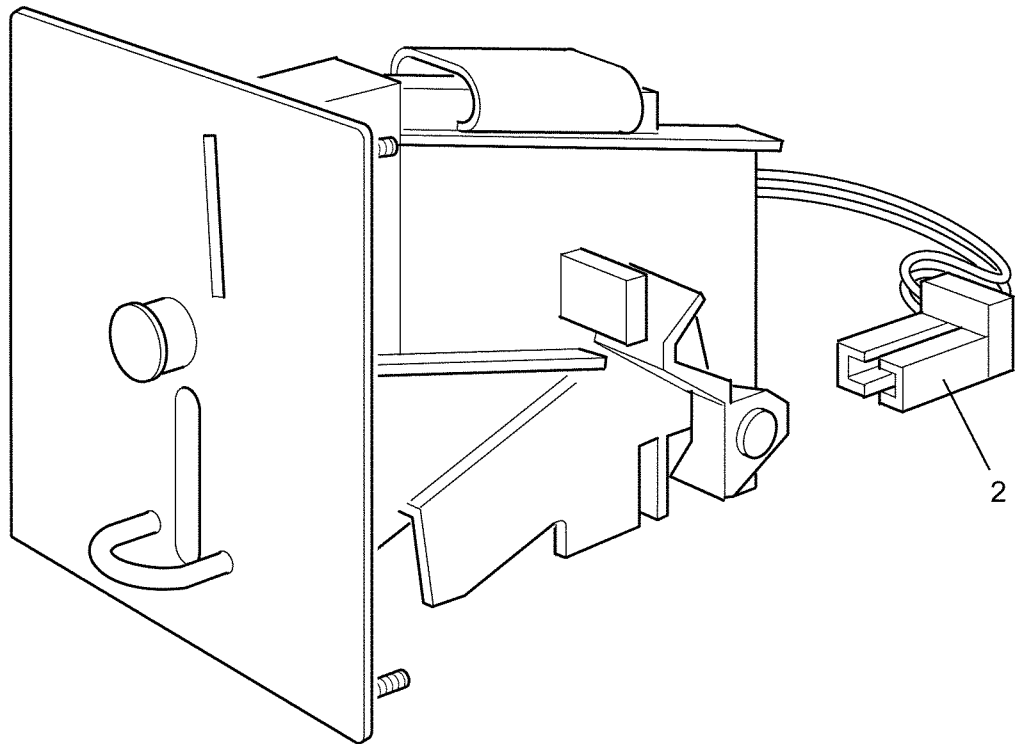
Illustration Issue Month Year
Schéma Issue Month Year

Monnayeur électronique

500199 3 6 2014

Item Article	Qua. Qua.	Art.No Réf. article	Description	Description	Info Info	Notes Remarques
1	1	438 8938-01	Coin meter	Monnayeur		JPY+KRW
	1	438 8938-02	Coin meter	Monnayeur		NZD+AUD
	1	438 8938-03	Coin meter	Monnayeur		EUR+DKK+NOK
	1	438 8938-04	Coin meter	Monnayeur		EUR+SEK
	1	438 8938-05	Coin meter	Monnayeur		HKD+TWD
	1	438 8938-06	Coin meter	Monnayeur		MOP+MYR+SGD
	1	438 8938-07	Coin meter	Monnayeur		CHF+CZK+LTL
	1	438 8938-08	Coin meter	Monnayeur		AED+ZAR+ILS
	1	438 8938-09	Coin meter	Monnayeur		GBP+EUR
	1	438 8938-10	Coin meter	Monnayeur		PLN+EUR
	1	438 8938-11	Coin meter	Monnayeur		EUR+Tokens
	1	438 8938-12	Coin meter	Monnayeur		CNY
	1	438 8938-13	Coin meter	Monnayeur		HUF

1



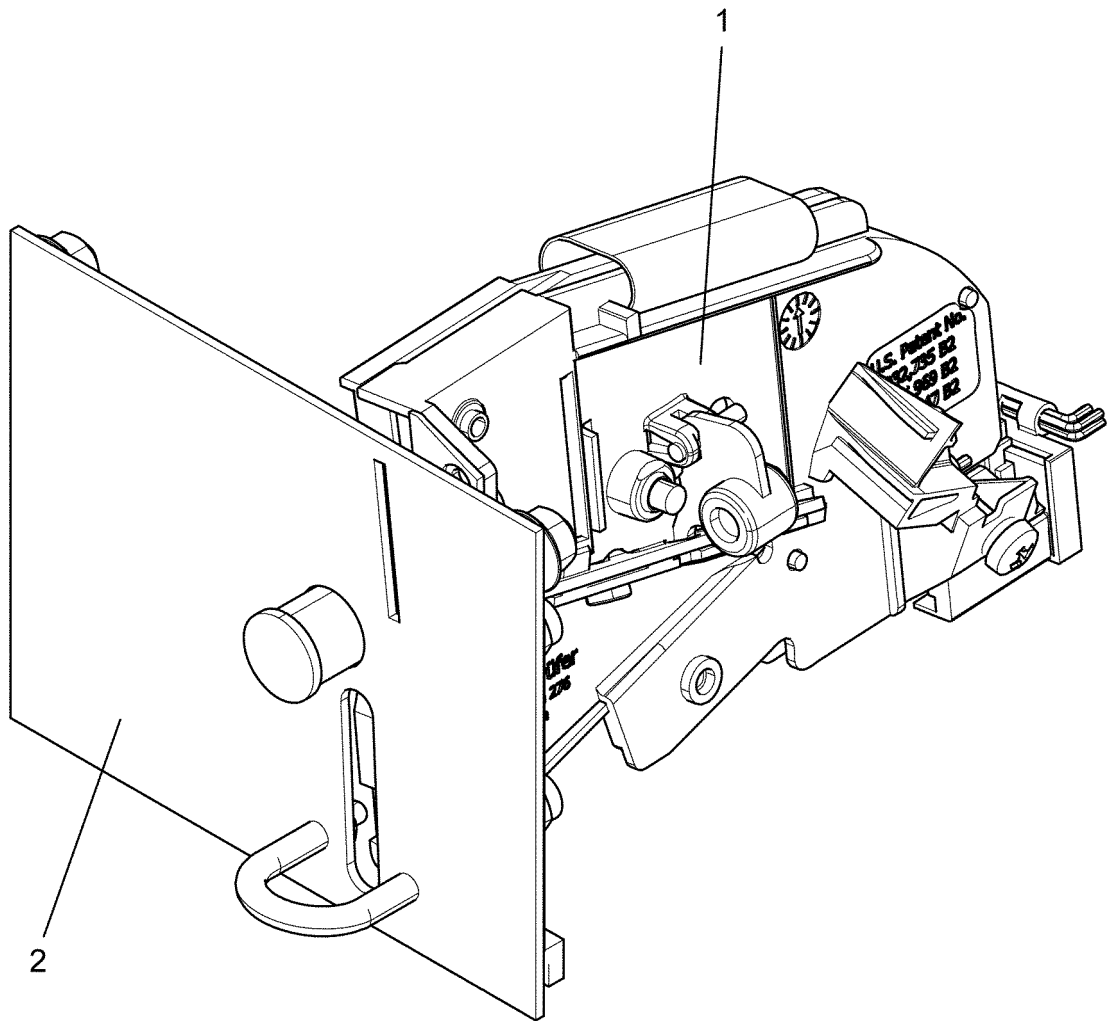
EX718 Compass,EX725 Compass,EX730 Compass,EX745 Compass,EX760 Compass,EX777 Compass

Coin meter

Illustration Issue Month Year
Schéma Issue Month Year
500201 5 7 2013

Monnayeur

Item Article	Qua. Qua.	Art.No Réf. article	Description	Description	Info Info	Notes Remarques
1	1	438 8931-59	Coin meter	Monnayeur		TOKEN 25,7x1,6
	1	438 8931-60	Coin meter	Monnayeur		TOKEN 26,0x2,1
	1	438 8931-75	Coin meter	Monnayeur		TOKEN 22,0x1,6
	1	438 8931-76	Coin meter	Monnayeur		TOKEN 25,0x2,0
	1	438 8931-78	Coin meter	Monnayeur		TOKEN 23,5x1,7
	1	438 8931-79	Coin meter	Monnayeur		TOKEN 25,8x1,7
	1	438 8931-81	Coin meter	Monnayeur		TOKEN 27,4x1,6
	1	438 8931-82	Coin meter	Monnayeur		TOKEN 25,0x1,8
	1	438 8931-85	Coin meter	Monnayeur		TOKEN 22,5x1,5
	1	438 8931-86	Coin meter	Monnayeur		TOKEN 27,0x1,6
	1	438 8931-87	Coin meter	Monnayeur		TOKEN 24,3x1,5
	1	438 8931-88	Coin meter	Monnayeur		TOKEN 23,7x1,6
	1	438 8931-89	Coin meter	Monnayeur		TOKEN 19,0x1,0
	1	438 8931-90	Coin meter	Monnayeur		TOKEN 19,0x1,5
	1	438 8931-91	Coin meter	Monnayeur		TOKEN 22,35x1,6
	2	Rq	438 8932-04	Coin meter	Monnayeur	
438 8924-99			•Sensor	•Détecteur		



EX718 Compass,EX725 Compass,EX730 Compass,EX745 Compass,EX760 Compass,EX777 Compass

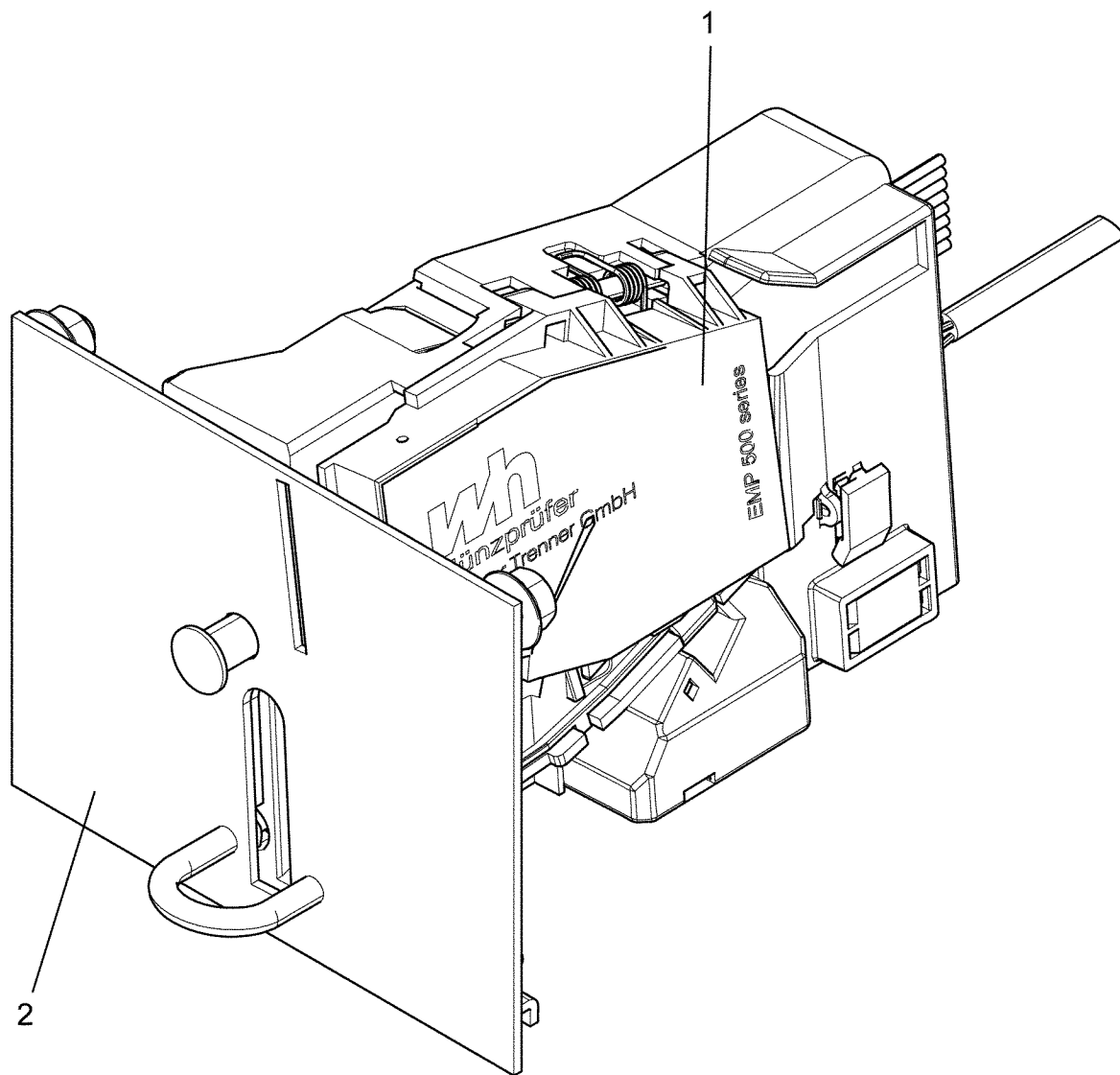
Coin meter (for coinbox height 90mm)

Illustration Issue Month Year
Schéma Issue Month Year

Coin meter (for coinbox height 90mm)

500446 2 5 2014

Item Article	Qua. Qua.	Art.No Réf. article	Description	Description	Info Info	Notes Remarques
1	1	438 8921-10	Coin meter	Monnayeur		0,25 USD
2	1	438 8921-01	Front panel	Panneau avant		0,25 USD



EX718 Compass,EX725 Compass,EX730 Compass,EX745 Compass,EX760 Compass,EX777 Compass

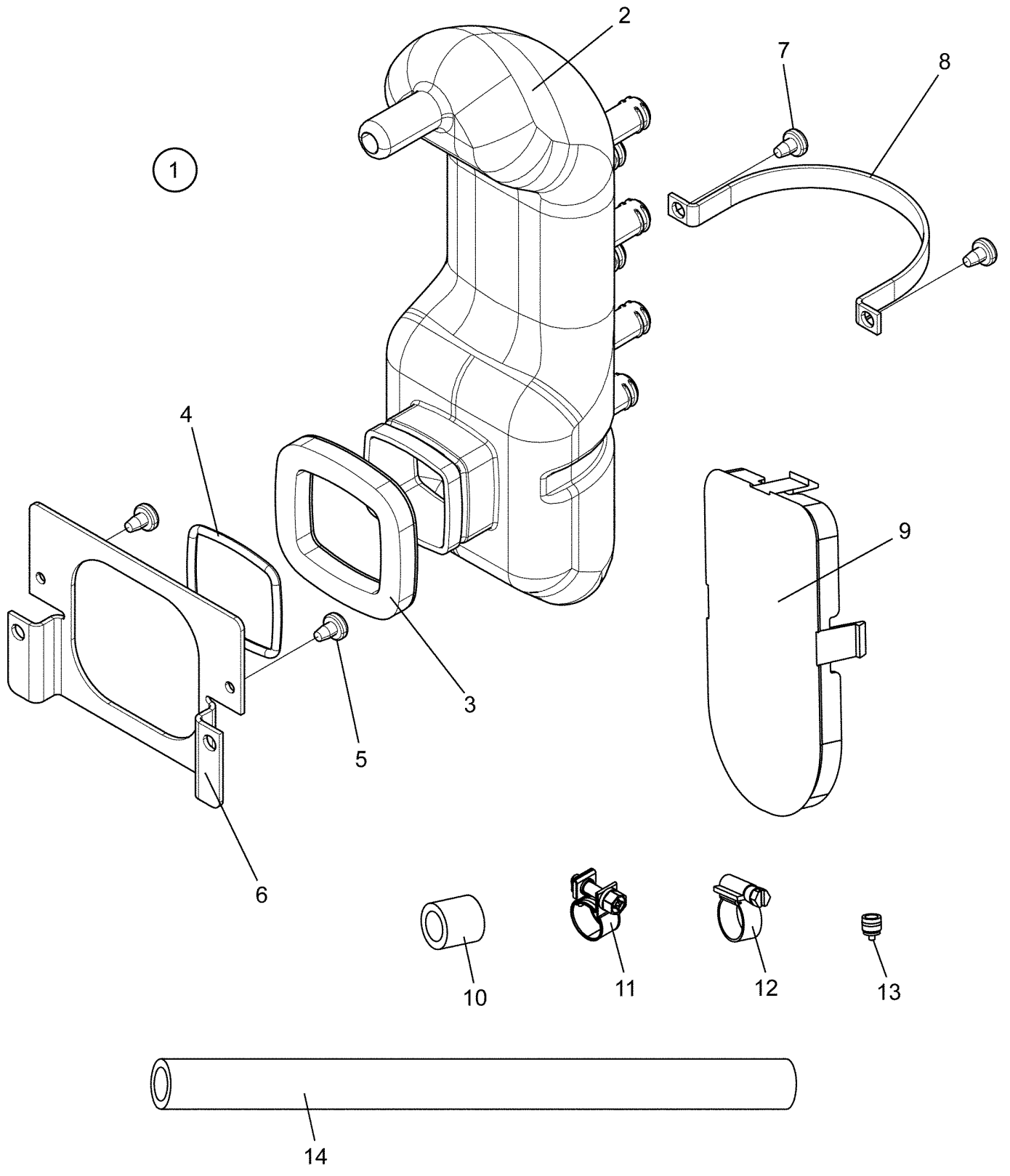
Electronic coin meter (for coinbox height 90mm)

Illustration Issue Month Year
Schéma Issue Month Year

Electronic coin meter (for coinbox height 90mm)

500544 1 6 2014

Item Article	Qua. Qua.	Art.No Réf. article	Description	Description	Info Info	Notes Remarques
1	1	438 8935-01	Coin meter	Monnayeur		JPY+KRW
	1	438 8935-50	Coin meter	Monnayeur		CAD+USD
2	1	438 8934-01	Front panel	Panneau avant		JPY+KRW
	1	438 8934-50	Front panel	Panneau avant		CAD+USD



EX718 Compass,EX725 Compass,EX730 Compass,EX745 Compass,EX760 Compass,EX777 Compass

Liquid detergent USA

Illustration Issue Month Year
Schéma Issue Month Year

Produit de lavage liquide USA

500470 2 11 2013

Item Article	Qua. Qua.	Art.No Réf. article	Description	Description	Info Info	Notes Remarques
1	1	472 9958-01	Manifold	Collecteur		Complete
2	1	432 2323-01	•Manifold	•Collecteur		
3	1	438 8174-01	•Gasket	•Joint		
4	1	471 8780-91	•O-ring	•Joint torique		
5	2	471 8342-13	•Screw	•Vis		MRT-TT 4X10
6	1	432 2325-01	•Bracket	•Support de montage		
7	2	471 8342-11	•Screw	•Vis		MRT-TT 4X6
8	1	432 2324-01	•Clamp	•Attache		
9	1	432 2409-01	•Cover	•Couvercle		
10	1	471 9037-73	•Sleeve	•Manchon		
11	6	471 7851-10	•Hose clamp	•Attache flexible		
12	3	736 2816-51	•Hose clamp	•Attache flexible		Ø13-19
13	1	471 8234-96	•Restrictor	•Réducteur de débit		
14	1	438 8110-15	•Hose	•Flexible		L=675

Numerical index/Numerical index

Art.No/Réf. article	Page/Page	Art.No/Réf. article	Page/Page	Art.No/Réf. article	Page/Page	Art.No/Réf. article	Page/Page
413 1221-01	49	413 2965-02	21	413 3276-08	47	432 1438-02	23
413 1226-01	61	413 2965-03	17	413 3276-09	47	432 1453-01	7
413 2201-21	25	413 2965-03	21	413 3276-11	47	432 1453-01	9
413 2201-22	25	413 2965-04	17	413 3704-12	15	432 1453-01	11
413 2201-23	25	413 2965-04	21	413 3704-12	19	432 1453-01	13
413 2201-24	25	413 2965-05	17	413 3704-12	23	432 1453-01	17
413 2621-01	51	413 2965-11	11	413 4312-02	37	432 1453-01	21
413 2621-02	51	413 2965-12	11	413 5004-01	63	432 1454-01	43
413 2623-01	51	413 2965-13	11	413 5006-01	25	432 1455-01	43
413 2623-02	51	413 2965-22	13	413 5008-01	25	432 1458-01	7
413 2624-01	53	413 2965-23	13	413 5068-01	11	432 1458-01	9
413 2624-02	53	413 2965-24	11	413 5068-01	13	432 1458-01	11
413 2625-02	53	413 2965-24	13	413 9701-31	43	432 1458-01	13
413 2625-04	53	413 2965-25	13	432 0641-01	43	432 1458-01	17
413 2627-01	53	413 3082-05	61	432 1206-01	7	432 1459-01	9
413 2627-02	53	413 3082-21	75	432 1211-02	7	432 1459-02	7
413 2628-01	53	413 3082-29	75	432 1212-03	7	432 1468-01	17
413 2628-02	53	413 3082-30	75	432 1220-01	61	432 1468-01	21
413 2631-16	51	413 3082-35	59	432 1229-01	43	432 1470-01	11
413 2631-18	51	413 3084-02	61	432 1256-01	9	432 1470-01	13
413 2631-19	51	413 3084-10	47	432 1257-01	7	432 1473-01	43
413 2631-21	51	413 3084-21	47	432 1261-01	9	432 1500-11	31
413 2631-22	53	413 3084-22	47	432 1262-02	9	432 1500-15	31
413 2631-24	53	413 3084-23	47	432 1264-01	9	432 1501-01	31
413 2631-30	53	413 3084-24	47	432 1265-01	9	432 1501-05	31
413 2631-31	53	413 3084-25	61	432 1295-01	11	432 1502-01	31
413 2631-38	53	413 3086-07	71	432 1295-01	13	432 1502-03	31
413 2631-39	53	413 3086-08	71	432 1295-01	17	432 1502-05	31
413 2631-46	53	413 3086-08	73	432 1295-01	21	432 1503-01	31
413 2631-47	53	413 3086-10	73	432 1306-01	11	432 1503-05	31
413 2902-02	83	413 3088-07	69	432 1307-01	11	432 1504-01	31
413 2902-04	83	413 3088-07	73	432 1311-01	11	432 1504-05	31
413 2902-06	83	413 3088-07	75	432 1312-02	11	432 1504-41	33
413 2902-08	83	413 3088-08	77	432 1335-01	17	432 1504-42	33
413 2902-10	83	413 3088-08	79	432 1335-01	21	432 1540-01	33
413 2902-12	83	413 3088-10	73	432 1336-01	13	432 1541-01	33
413 2903-02	85	413 3088-10	77	432 1356-01	13	432 1542-01	33
413 2903-04	85	413 3088-10	79	432 1357-01	13	432 1543-01	33
413 2905-02	59	413 3182-02	59	432 1360-01	13	432 1544-01	33
413 2915-01	25	413 3182-09	77	432 1361-01	13	432 1545-01	33
413 2915-01	29	413 3182-09	79	432 1362-01	13	432 1546-01	33
413 2915-02	25	413 3182-10	77	432 1399-02	21	432 1547-01	33
413 2915-02	59	413 3182-10	79	432 1406-01	17	432 1548-01	33
413 2918-01	47	413 3182-11	79	432 1406-01	21	432 1549-01	33
413 2918-01	61	413 3182-14	79	432 1406-02	17	432 1550-01	33
413 2918-02	47	413 3182-15	77	432 1406-02	21	432 1551-01	33
413 2918-02	61	413 3182-15	79	432 1407-01	17	432 1552-01	33
413 2918-03	47	413 3182-16	77	432 1407-01	21	432 1553-01	33
413 2918-03	61	413 3182-16	79	432 1407-02	17	432 1554-01	33
413 2918-04	47	413 3182-17	79	432 1407-02	21	432 1560-01	33
413 2918-04	61	413 3184-02	63	432 1411-01	17	432 1561-01	33
413 2918-05	47	413 3184-05	63	432 1412-01	17	432 1562-01	33
413 2918-05	61	413 3272-06	7	432 1413-01	21	432 1563-01	33
413 2918-06	47	413 3272-09	9	432 1414-01	21	432 1564-01	33
413 2918-06	61	413 3272-15	17	432 1418-01	11	432 1565-01	35
413 2918-07	47	413 3272-15	21	432 1419-01	11	432 1566-01	35
413 2918-08	47	413 3272-17	11	432 1420-01	13	432 1567-01	35
413 2918-09	47	413 3272-19	93	432 1421-01	13	432 1568-01	35
413 2936-01	51	413 3272-21	95	432 1421-01	17	432 1569-01	35
413 2936-01	53	413 3272-22	13	432 1421-01	21	432 1570-11	31
413 2936-01	99	413 3274-01	59	432 1426-01	17	432 1570-12	31
413 2946-01	61	413 3274-20	57	432 1426-01	21	432 1570-13	31
413 2965-01	13	413 3274-32	61	432 1437-01	21	432 1571-01	31
413 2965-01	17	413 3276-01	97	432 1438-01	11	432 1571-02	31
413 2965-01	21	413 3276-01	99	432 1438-01	15	432 1571-03	31
413 2965-02	17	413 3276-07	47	432 1438-01	19	432 1572-01	31

Numerical index/Numerical index

Art.No/Réf. article	Page/Page	Art.No/Réf. article	Page/Page	Art.No/Réf. article	Page/Page	Art.No/Réf. article	Page/Page
432 1572-02	31	432 1857-01	37	432 2065-01	27	432 2361-01	51
432 1572-03	31	432 1857-02	37	432 2066-01	27	432 2362-01	51
432 1573-01	31	432 1858-01	37	432 2067-01	27	432 2366-01	53
432 1573-02	31	432 1858-02	37	432 2068-01	27	432 2367-01	53
432 1573-03	31	432 1870-01	37	432 2069-01	27	432 2368-01	53
432 1574-01	31	432 1871-01	37	432 2120-01	25	432 2372-01	27
432 1574-02	31	432 1872-01	37	432 2121-02	29	432 2404-51	89
432 1574-03	31	432 1873-01	37	432 2121-03	29	432 2405-02	89
432 1574-21	31	432 1874-01	37	432 2121-04	29	432 2406-02	89
432 1574-22	31	432 1885-03	37	432 2122-01	25	432 2407-01	89
432 1574-23	31	432 1885-11	37	432 2130-01	25	432 2409-01	89
432 1589-01	33	432 1886-02	37	432 2130-03	25	432 2409-01	109
432 1605-21	31	432 1886-11	37	432 2131-01	27	432 2412-01	89
432 1605-25	31	432 1887-03	37	432 2131-02	29	432 2413-01	89
432 1605-26	31	432 1887-04	37	432 2131-03	29	432 2501-01	81
432 1606-01	31	432 1887-11	37	432 2131-04	29	432 2502-01	63
432 1606-02	31	432 1887-12	37	432 2135-01	27	432 2502-01	81
432 1606-06	31	432 1888-04	37	432 2135-02	27	432 2505-01	81
432 1607-01	31	432 1888-05	37	432 2137-01	29	432 2506-01	63
432 1607-02	31	432 1888-11	37	432 2139-01	29	432 2507-01	63
432 1607-04	31	432 1888-12	37	432 2147-01	29	432 2508-01	63
432 1607-05	31	432 1950-02	37	432 2154-01	59	432 2508-03	63
432 1607-07	31	432 1951-01	37	432 2163-11	27	432 2508-04	63
432 1608-01	31	432 1961-01	37	432 2163-13	27	432 2511-01	63
432 1608-03	31	432 1962-01	37	432 2163-15	27	432 2515-01	63
432 1608-07	31	432 1982-01	41	432 2164-11	25	432 2516-02	63
432 1609-01	31	432 2002-01	27	432 2164-12	25	432 2516-04	83
432 1609-04	31	432 2003-01	27	432 2180-01	25	432 2516-05	83
432 1609-07	31	432 2004-01	27	432 2183-01	91	432 2517-01	83
432 1609-51	31	432 2032-03	27	432 2199-01	59	432 2518-01	83
432 1609-52	31	432 2032-10	27	432 2199-03	59	432 2518-03	83
432 1609-53	31	432 2033-10	27	432 2199-05	59	432 2518-04	83
432 1630-01	87	432 2033-11	27	432 2202-01	91	432 2520-01	63
432 1631-01	87	432 2033-31	27	432 2202-02	91	432 2520-02	63
432 1649-01	11	432 2033-32	27	432 2207-33	27	432 2524-01	83
432 1649-01	13	432 2034-03	27	432 2207-40	27	432 2524-01	85
432 1649-01	17	432 2034-10	27	432 2214-01	59	432 2524-02	83
432 1649-01	21	432 2035-10	27	432 2215-01	25	432 2524-02	85
432 1650-01	11	432 2035-11	27	432 2215-01	29	432 2528-03	63
432 1651-01	13	432 2035-31	27	432 2232-02	97	432 2528-05	63
432 1652-01	17	432 2035-32	27	432 2233-02	97	432 2530-02	83
432 1653-01	7	432 2036-03	27	432 2256-01	59	432 2531-01	83
432 1653-01	9	432 2036-10	27	432 2257-01	59	432 2532-01	85
432 1653-01	11	432 2037-10	27	432 2258-01	59	432 2533-01	85
432 1653-01	13	432 2037-11	27	432 2259-01	29	432 2534-01	83
432 1653-01	17	432 2037-31	27	432 2270-02	39	432 2536-01	83
432 1653-01	21	432 2037-32	27	432 2273-01	25	432 2537-01	83
432 1654-01	7	432 2038-03	29	432 2273-01	27	432 2538-01	85
432 1654-01	9	432 2038-10	29	432 2280-65	25	432 2548-01	83
432 1654-01	11	432 2040-03	29	432 2280-66	25	432 2653-10	51
432 1654-01	13	432 2040-10	29	432 2281-65	25	432 2653-10	53
432 1654-01	17	432 2050-01	27	432 2281-66	25	432 2653-11	51
432 1654-01	21	432 2050-02	27	432 2305-01	67	432 2653-11	53
432 1655-01	33	432 2051-01	27	432 2306-01	67	432 2653-12	51
432 1656-01	33	432 2051-02	27	432 2308-01	67	432 2653-12	53
432 1673-01	87	432 2052-01	27	432 2312-01	67	432 2653-14	51
432 1840-02	37	432 2052-02	27	432 2314-01	67	432 2653-14	53
432 1840-03	37	432 2057-03	25	432 2320-01	67	432 2653-15	51
432 1841-02	37	432 2057-10	25	432 2323-01	109	432 2653-15	53
432 1841-04	37	432 2058-03	25	432 2324-01	109	432 2653-30	51
432 1842-02	37	432 2058-10	25	432 2325-01	109	432 2653-30	53
432 1842-03	37	432 2059-05	27	432 2351-01	25	432 2653-31	51
432 1843-02	37	432 2059-06	27	432 2352-01	27	432 2653-31	53
432 1843-04	37	432 2059-10	27	432 2354-01	25	432 2653-80	51
432 1855-01	37	432 2059-11	27	432 2355-01	27	432 2653-80	53
432 1856-01	37	432 2064-01	27	432 2356-01	27	432 2905-27	41

Numerical index/Numerical index

Art.No/Réf. article	Page/Page	Art.No/Réf. article	Page/Page	Art.No/Réf. article	Page/Page	Art.No/Réf. article	Page/Page
432 2905-29	41	438 0056-03	67	438 8931-91	103	471 2409-89	67
432 2905-31	41	438 0056-04	67	438 8932-04	103	471 2436-10	25
432 2905-33	41	438 0083-01	63	438 8934-01	107	471 2436-10	29
432 2905-35	41	438 4062-01	37	438 8934-50	107	471 2437-15	27
432 2950-02	7	438 5022-01	85	438 8935-01	107	471 2442-41	55
432 2950-02	9	438 5040-01	63	438 8935-50	107	471 2442-42	63
432 2953-10	7	438 5109-02	25	438 8938-01	101	471 2464-18	63
432 2953-10	9	438 5124-05	43	438 8938-02	101	471 2937-01	87
432 2954-03	59	438 7507-01	25	438 8938-03	101	471 4391-02	85
432 2954-13	59	438 7509-01	7	438 8938-04	101	471 4672-67	25
432 2954-14	59	438 7509-02	9	438 8938-05	101	471 4673-93	61
432 2954-26	85	438 7510-01	9	438 8938-06	101	471 4835-01	63
432 2961-01	47	438 7950-01	61	438 8938-07	101	471 6858-82	85
432 2977-01	11	438 7950-02	61	438 8938-08	101	471 6858-83	85
432 2977-01	13	438 8102-06	63	438 8938-09	101	471 7565-21	25
432 2977-01	17	438 8110-15	109	438 8938-10	101	471 7565-21	29
432 2977-01	21	438 8120-01	63	438 8938-11	101	471 7705-02	43
432 2982-10	83	438 8120-02	63	438 8938-12	101	471 7705-03	43
432 2983-01	45	438 8120-03	63	438 8938-13	101	471 7711-07	43
432 2983-02	45	438 8155-01	33	438 9515-01	85	471 7711-12	43
432 2983-03	59	438 8155-02	33	438 9561-01	41	471 7711-13	43
432 2983-04	59	438 8155-03	33	438 9562-01	11	471 7807-02	7
432 2984-01	59	438 8155-04	33	438 9563-01	13	471 7807-02	9
432 2985-01	7	438 8155-05	33	438 9563-01	17	471 7807-02	11
432 2985-01	9	438 8156-01	11	438 9563-01	21	471 7807-02	13
432 2985-01	11	438 8156-01	13	438 9565-01	7	471 7807-02	17
432 2985-01	13	438 8156-01	17	438 9565-01	9	471 7807-02	21
432 2985-01	17	438 8156-03	21	438 9566-01	7	471 7818-01	81
432 2985-01	21	438 8158-01	43	438 9566-01	9	471 7826-10	25
432 2987-01	91	438 8158-02	43	438 9569-01	7	471 7826-10	29
432 2990-01	43	438 8160-01	7	438 9569-01	9	471 7851-10	109
432 2990-02	43	438 8160-01	9	438 9569-01	11	471 7859-16	59
432 2991-01	43	438 8172-01	43	438 9569-01	13	471 7864-01	25
432 2998-01	7	438 8174-01	109	438 9569-01	17	471 7871-04	67
432 2998-01	9	438 8270-01	85	438 9569-01	21	471 7871-04	81
432 3058-04	87	438 8270-02	85	438 9572-01	11	471 7871-07	63
432 3092-86	59	438 8701-01	59	438 9573-01	13	471 7871-07	83
432 3106-01	59	438 8701-01	99	438 9573-01	17	471 7871-07	85
432 3604-01	61	438 8701-02	99	438 9573-01	21	471 7871-08	67
432 3604-02	61	438 8701-03	59	438 9636-22	59	471 7887-01	63
432 6318-01	25	438 8701-03	99	438 9636-23	59	471 7958-02	61
432 6318-01	29	438 8701-04	99	438 9636-24	59	471 7960-02	61
432 6320-01	59	438 8720-01	59	438 9636-92	59	471 7960-02	97
432 6320-01	97	438 8720-02	59	438 9636-93	59	471 7960-02	99
432 6320-01	99	438 8720-03	59	438 9636-94	59	471 7977-01	67
432 6323-01	61	438 8774-02	47	438 9678-01	59	471 7977-03	61
432 6346-06	55	438 8775-09	97	438 9678-02	59	471 7977-04	61
432 6353-02	55	438 8775-09	99	438 9678-03	59	471 7977-04	67
432 6355-02	57	438 8797-02	61	438 9678-04	59	471 7980-01	29
432 6356-01	57	438 8921-01	105	438 9678-11	59	471 7984-01	61
432 6372-01	57	438 8921-10	105	438 9678-12	59	471 8116-17*	85
432 6373-01	57	438 8924-99	103	438 9678-13	59	471 8126-25	87
432 6805-07	59	438 8931-59	103	438 9678-14	59	471 8126-26	87
432 6809-01	55	438 8931-60	103	438 9702-71	43	471 8126-27	87
432 6810-02	57	438 8931-75	103	438 9703-21	43	471 8126-28	87
432 6820-02	55	438 8931-76	103	438 9705-21	43	471 8126-29	87
432 6903-02	61	438 8931-78	103	438 9705-61	43	471 8126-38	87
432 6903-03	59	438 8931-79	103	438 9705-71	43	471 8128-54	65
432 6930-03	59	438 8931-81	103	438 9799-01	47	471 8128-59	63
432 6933-03	61	438 8931-82	103	438 9799-02	43	471 8128-60	63
432 6937-01	49	438 8931-85	103	438 9799-03	43	471 8128-62	63
438 0051-01	81	438 8931-86	103	438 9799-12	47	471 8128-66	63
438 0052-01	81	438 8931-87	103	471 2265-69	25	471 8128-68	63
438 0053-01	81	438 8931-88	103	471 2265-69	29	471 8128-73	63
438 0054-01	81	438 8931-89	103	471 2265-69	55	471 8139-01	63
438 0055-01	81	438 8931-90	103	471 2265-69	63	471 8139-11	63

Numerical index/Numerical index

Art.No/Réf. article	Page/Page	Art.No/Réf. article	Page/Page	Art.No/Réf. article	Page/Page	Art.No/Réf. article	Page/Page
471 8139-16	63	471 8342-13	45	471 9222-59	35	472 5797-40	53
471 8175-01	67	471 8342-13	109	471 9608-01	91	472 5797-50	51
471 8180-10	11	471 8342-15	29	471 9628-32	93	472 5797-50	53
471 8180-10	13	471 8342-23	43	471 9628-71	93	472 5797-51	51
471 8180-10	17	471 8342-47	41	471 9628-71	95	472 5797-51	53
471 8180-10	23	471 8344-35	25	471 9628-75	93	472 5797-80	51
471 8195-01	81	471 8344-36	39	471 9628-75	95	472 5797-80	53
471 8196-01	25	471 8356-05	43	471 9628-85	95	472 6760-01	85
471 8199-01	67	471 8356-06	43	471 9678-94	61	472 9768-01	33
471 8210-70	77	471 8356-08	43	471 9821-99	7	472 9900-99	25
471 8210-70	79	471 8356-14	43	471 9821-99	9	472 9900-99	29
471 8210-71	77	471 8376-01	99	471 9822-99	11	472 9904-98	7
471 8210-71	79	471 8376-99	99	471 9822-99	15	472 9904-98	9
471 8210-78	77	471 8404-02	37	471 9822-99	19	472 9904-98	11
471 8210-78	79	471 8404-03	81	471 9822-99	23	472 9904-98	13
471 8210-79	77	471 8413-01	7	471 9825-01	11	472 9904-98	17
471 8210-79	79	471 8413-01	9	471 9825-02	11	472 9904-98	21
471 8215-01	83	471 8413-01	11	471 9825-03	11	472 9913-03	7
471 8215-03	83	471 8413-01	13	471 9825-04	11	472 9913-04	9
471 8234-52	75	471 8413-01	17	471 9825-11	13	472 9913-05	11
471 8234-96	109	471 8413-01	21	471 9825-12	13	472 9913-06	13
471 8236-76	71	471 8458-02	37	471 9825-13	13	472 9913-07	17
471 8236-76	73	471 8502-00	43	471 9825-21	17	472 9913-08	7
471 8236-78	71	471 8502-10	43	471 9825-21	21	472 9913-08	9
471 8236-78	73	471 8502-14	35	471 9825-22	17	472 9913-08	17
471 8236-79	71	471 8502-14	43	471 9825-22	21	472 9913-08	21
471 8236-79	73	471 8502-34	7	471 9825-23	17	472 9913-09	11
471 8240-63	69	471 8502-34	9	471 9825-23	21	472 9913-10	13
471 8240-63	75	471 8502-34	11	471 9825-24	17	472 9913-10	17
471 8240-63	77	471 8502-34	13	471 9825-24	21	472 9913-11	11
471 8240-63	79	471 8502-34	17	471 9829-01	11	472 9913-11	13
471 8240-64	73	471 8502-34	21	471 9829-02	11	472 9913-12	33
471 8240-67	73	471 8502-34	23	471 9829-04	11	472 9913-13	33
471 8240-68	73	471 8527-01	39	471 9829-11	13	472 9913-17	33
471 8240-69	75	471 8555-03	7	471 9829-12	13	472 9913-18	33
471 8240-69	77	471 8555-03	9	471 9829-13	13	472 9913-19	33
471 8240-69	79	471 8555-03	11	471 9829-21	17	472 9913-33	21
471 8243-07	63	471 8555-03	13	471 9829-21	21	472 9913-63	21
471 8243-08	63	471 8555-03	17	471 9829-22	17	472 9913-64	33
471 8243-09	63	471 8555-03	21	471 9829-22	21	472 9919-30	97
471 8243-10	63	471 8624-01	87	471 9829-23	17	472 9919-31	97
471 8279-08	87	471 8641-02	25	471 9829-23	21	472 9919-32	97
471 8322-03	43	471 8641-02	27	471 9837-01	7	472 9919-33	97
471 8323-01	33	471 8644-02	67	471 9837-04	7	472 9920-01	39
471 8328-02	33	471 8688-13	67	471 9837-05	7	472 9920-31	87
471 8328-05	7	471 8688-13	81	471 9837-06	7	472 9929-31	47
471 8328-05	9	471 8693-21	67	471 9837-07	7	472 9929-32	47
471 8328-05	11	471 8695-01	87	471 9837-08	7	472 9929-41	47
471 8328-05	13	471 8697-01	87	471 9837-11	9	472 9929-51	47
471 8328-05	17	471 8750-11	61	471 9837-12	9	472 9938-01	47
471 8328-05	21	471 8750-16	59	471 9837-13	9	472 9938-02	47
471 8328-06	7	471 8767-01	59	471 9837-14	9	472 9938-03	47
471 8328-06	9	471 8767-02	59	471 9837-15	9	472 9940-02	51
471 8328-07	7	471 8768-02	47	471 9839-01	7	472 9940-02	53
471 8328-07	9	471 8780-91	109	471 9839-11	9	472 9940-04	51
471 8328-08	11	471 8783-01	59	472 5797-10	51	472 9940-04	53
471 8328-08	17	471 8783-03	59	472 5797-10	53	472 9951-01	25
471 8328-08	21	471 8783-04	59	472 5797-12	51	472 9951-03	25
471 8328-09	13	471 8826-01	43	472 5797-12	53	472 9951-11	25
471 8328-09	17	471 8827-01	43	472 5797-13	51	472 9951-13	25
471 8328-09	21	471 8861-02	25	472 5797-13	53	472 9951-21	25
471 8328-11	13	471 8861-02	29	472 5797-30	51	472 9951-23	25
471 8340-13	51	471 8861-03	55	472 5797-30	53	472 9952-01	29
471 8340-13	53	471 8863-02	55	472 5797-35	51	472 9952-02	29
471 8341-15	97	471 9037-73	109	472 5797-35	53	472 9952-03	29
471 8342-11	109	471 9219-65	83	472 5797-40	51	472 9952-04	29

Numerical index/Numerical index

Art.No/Réf. article	Page/Page	Art.No/Réf. article	Page/Page	Art.No/Réf. article	Page/Page	Art.No/Réf. article	Page/Page
472 9952-05	29	735 3147-00	35				
472 9952-06	29	735 9370-01	33				
472 9952-07	29	735 9501-01	33				
472 9952-08	29	735 9630-01	33				
472 9952-10	29	736 2816-51	67				
472 9952-11	29	736 2816-51	85				
472 9952-12	29	736 2816-51	109				
472 9952-13	29	736 2825-51	63				
472 9953-01	37	736 2825-51	67				
472 9953-02	37	736 2825-51	85				
472 9953-03	37	736 2831-51	63				
472 9953-04	37	736 2837-51	63				
472 9954-01	89	736 2837-51	67				
472 9954-03	89	736 2837-51	83				
472 9955-01	99	736 2837-51	85				
472 9955-02	97	736 2840-51	63				
472 9955-03	99	736 2840-51	85				
472 9955-04	97	736 2846-51	63				
472 9955-05	99	736 2846-51	67				
472 9955-06	99	736 2846-51	83				
472 9955-07	51	736 2849-51	85				
472 9955-07	53	740 4206-00	67				
472 9955-07	93	741 5109-25	67				
472 9955-07	95	744 3113-06	87				
472 9956-01	51	877 5211-08	67				
472 9956-01	53						
472 9956-02	51						
472 9956-02	53						
472 9956-03	51						
472 9956-03	53						
472 9957-01	37						
472 9958-01	109						
490 4440-17	59						
725 2366-61	37						
725 2461-51	7						
725 2461-51	9						
725 2461-51	11						
725 2461-51	13						
725 2461-51	17						
725 2461-51	21						
725 2464-51	7						
725 2464-51	9						
725 2464-51	11						
725 2464-51	13						
725 2464-51	17						
725 2464-51	21						
725 2465-71	7						
725 2465-71	9						
725 2465-71	11						
725 2465-71	13						
725 2465-71	17						
725 2465-71	21						
732 2118-01	7						
732 2118-01	9						
732 2118-01	11						
732 2118-01	13						
732 2118-01	17						
732 2118-01	21						
732 2118-01	35						
732 2118-01	43						
732 2122-01	43						
734 1178-01	43						
735 2153-01	25						
735 3133-00	35						
735 3139-00	35						
735 3144-00	35						

WASCOMAT

461 Doughty Blvd., Inwood, L.I., N.Y. 11096-0338

Telephone: 516-371-4400

Parts and Service FAX: 516-371-4029

Sales and Administration FAX: 516-371-4204